

ARMED FORCES MEASUREMENT BLANK - SPECIAL SIZED CLOTHING FOR MEN

(Use a separate form for each item.)

Privacy Act Statement

AUTHORITY: 10 USC 9832, 37 USC 418, and EO 9397.

PRINCIPAL PURPOSE(S): Use of Social Security Number is necessary to make positive identification of the individual and records associated with obtaining special measurement uniform clothing.

ROUTINE USE(S): Used to record individual member's measurements which are required to process special orders of uniform clothing for individuals who cannot be fitted with normal catalog sizes or alterations thereto. Information contained hereon is routinely disclosed to the Defense Personnel Support Center for each clothing item required and may be disclosed to any DOD component and, upon request, to other Federal, State, and local agencies in pursuit of their official duties. It may be used for other lawful purposes including law enforcement and litigation.

DISCLOSURE: Voluntary; however, failure to provide the information would preclude the orderly maintenance of property accounts or prevent the issuance of clothing items otherwise authorized under the Armed Forces Clothing Monetary Allowance Policies and Regulations.

1. PERSON TO BE FITTED

a. NAME (Last, First, Middle Initial)	b. SOCIAL SECURITY NO.	c. RANK / GRADE
d. ORGANIZATION	e. INSTALLATION	f. AGE

2. CLOTHING OFFICER. I certify that the man identified above cannot be properly fitted from existing stock sizes.

a. SIGNATURE	b. ORGANIZATION	c. GRADE	d. DATE (YYMMDD)
--------------	-----------------	----------	------------------

INSTRUCTIONS

FOR BODY MEASUREMENTS - Enter exact measurements of man, not of an old garment. Hold tape firmly, never loosely. If any measurements are abnormal, place "OK" beside measurement.

FOR COATS - Take all snug, not tight measurements over dress shirt.


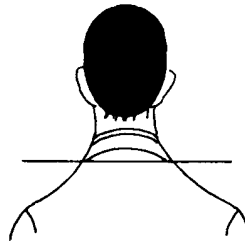
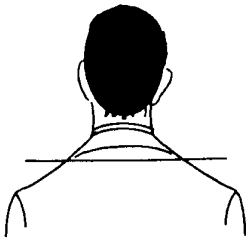


FOR SLEEVES - Arms must not be bent, but straight down at sides and with coat off. Start the tape at the center of the back of the neck (*measure total cross shoulder distance and divide by two*) and pass the tape squarely over the top of the shoulder (*not to front or back*), then straight down the arm to the length desired. The length desired by most men is about one inch below the center of the wrist.

FOR TROUSERS - Take waist measurement over shirt, not top of trousers.







FOR GLOVES - Include an outline drawing both of the right and left hand with notations as to fitting problems such as short or long fingers, thick palms, etc.

FOR HEADWEAR - Using measurements taken, measure across top of temple continuing in a straight line around head.

FOR WEIGHTLIFTERS - Measure shoulders, underarm to top of shoulder, biceps, and forearm.

HEIGHT	WEIGHT	SHOULDERS (X appropriate block)			
		SLOPING (Long neck)	REGULAR (Regular neck)	SQUARE (Medium neck)	HIGH (Short neck)
HEADWEAR 					
COMMERCIAL SIZE (If known)					
INCHES					

POSTURE (X appropriate block)

NORMAL	ERECT	FORWARD OR STOOPED	HALF-STOUT	STOUT	CORPULENT
					

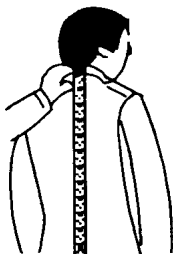






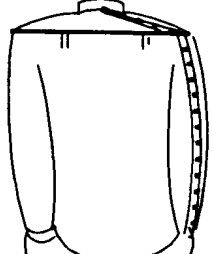
3. INDIVIDUAL TAKING MEASUREMENTS			4. DATE MEASUREMENTS TAKEN (YYMMDD)	
a. NAME (Last, First, Middle Initial)	b. TELEPHONE (Include area code)	c. AUTOVON		

5. CLOTHING TO BE ORDERED				
a. MILSTRIP REQUISITION NO.	b. NOMENCLATURE	c. QUANTITY	d. UNIT COST	e. TOTAL COST

6. LIST ITEMS REQUIRED (This is not a requisition, but is required for manufacturer's information.)			
a. QUANTITY	b. DESCRIPTION OF ITEMS REQUIRED AND NSN SERIES	c. NEAREST FEDERAL SUPPLY	d. DEFICIENCIES OF STOCK SIZES

(If more space is needed, continue on blank 8½" x 11" paper.)

MEASUREMENTS FOR FINISHED GARMENTS (Record as applicable)

OVERCOAT, TOPCOAT, RAINCOAT, COAT AND SHIRT				
REGULATION LENGTH: ARMY - See TM 700-8400-1; NAVY - Hipline length 14" from ground; AIR FORCE - AFM 35-10; USMC - CH49, MCM	COAT LENGTH <i>(From collar seam (where collar joins coat) to waistline then exact length desired)</i>	WAIST LENGTH 	BACK WIDTH <i>(From middle of back to armhole seam)</i> 	SLEEVE LENGTH INSEAM <i>(From armpit to 1" above top knuckle of thumb)</i> 
OVERCOAT				
TOPCOAT				
RAINCOAT				
BREAST <i>(Place tape high up under arms over blades in back)</i>	WAIST <i>(Around waistline)</i>	SEAT <i>(Measure snugly, not tightly)</i>	OVER SHOULDER <i>(Measure around largest part of back and front including arms)</i>	SHIRT, DRESS COAT, UTILITY COAT
				SHIRT COLLAR SIZE SLEEVE LENGTH
				

TROUSERS							
OUTSEAM <i>(Top of hipbone to top of heel. Measure bottom of waistband)</i>	INSEAM <i>(Snug up in crotch to top of heel)</i>	WAIST <i>(Belt off, around waistline, snug, not tight)</i>	ABDOMEN <i>(For stouts only)</i>	THIGH <i>(For stouts only)</i>	SEAT <i>(Snug, not tight)</i>	KNEE <i>(Exact width desired)</i>	BOTTOM <i>(Exact bottom width desired)</i>
