



**BASIC FITTING GUIDE
FOR
ARMY GREEN SERVICE UNIFORM
(AGSU)**

MEN/WOMEN

Product Manager – Soldier Clothing and Individual Equipment

13 July 2020

Table of Contents

SECTION 1:	Men's Army Green Service Uniform (AGSU)
SECTION 2:	Women's Army Green Service Uniform (AGSU)
SECTION 3:	Unisex AGSU Items
APPENDIX A:	Men's AGSU Size Prediction Charts
APPENDIX B:	Women's AGSU Size Prediction Charts
APPENDIX C:	Unisex AGSU Item Size Prediction Charts
APPENDIX D:	Body Points of Measure - Male
APPENDIX E:	Body Points of Measure - Female
APPENDIX F:	NSNs for Men's AGSU Items
APPENDIX G:	NSNs for Women's AGSU Items
APPENDIX H:	NSNs for Unisex AGSU Items
APPENDIX I:	Suggested Sources for AGSU Components

MEN'S ARMY GREEN SERVICE UNIFORM ITEMS

SECTION 1 FITTING OF MEN'S UNIFORMS

The Men's Army Green Service Uniform (AGSU) is composed of a Heritage Green 564 Belted Coat with Bi-Swing; Heritage Taupe 565 Trousers; Heritage Tan 566 Long and Short Sleeve Shirt; Heritage Green 564 Necktie and Garrison Cap; and Heritage Walnut 567 Belt with Antique Buckle, Socks and Leather Shoes. The Heritage Green 564 All-Weather Coat, may be worn over the uniform. Heritage Walnut 567 leather gloves are also available.

1. Design:

a. Coat. The coat is a single-breasted coat, with peak lapels, front darts, front and side waist seams, bi-swing back with center back vent, and a detachable waist belt with a removable buckle. The coat front closure shall have three (3) metal buttons and one (1) melamine button at the waist seam. The coat shall have two (2) chest pockets with center box pleat and scalloped pocket flaps, two (2) lower double welt pockets with rectangular pocket flaps with lower rounded corners, and shall have functional button down shoulder loops with decorative box stitching. The coat is fully lined and shall have one (1) inside pocket. Officer coats shall have a piece of braid included in the inside pocket.

b. Trouser. The trousers are a dress type with a sewn-on waistband with hook and bar closure, a French fly tab with slide fastener, straight on side seam pockets and two (2) welt back pockets. The left back pocket shall have a buttonhole tab and button closure. The trousers shall have belt loops. The inside of the waistband has a rubberized non-slip tape. The front legs shall have a center permanent crease. The trousers shall be unhemmed. The trousers are designed with a center back outlet to allow for easy tailoring of the waist to let out up to 1 to 1-1/2-inches and take in up to 1-inch.

c. Shirt (Short or Long Sleeve). The shirt is a short or long sleeve men's dress design. The shirt shall have a double yoke with straight back, a convertible collar with full collar stand, two (2) chest pockets with button down scalloped flaps and shoulder loops (Officer only). The shirt front closure has a total of seven (7) buttons. The short sleeve shirts shall have hemmed sleeves. The long sleeve shirts shall have a button placket, two (2) sleeve pleats, and cuffs with rounded lower edges with two (2) buttons for adjustment. The shirt collars shall have collar stays. There is one (1) extra button on bottom front of shirt.

d. Shoes. The shoes are made of Heritage Walnut 567 leather and are a plain-toe dress oxford design. The shoes shall have a commercial energy absorbing, slip-in removable formed insole. The closure shall be a lace and invisible (blind) eyelet system.

e. All-Weather Coat.

(1) All-Weather Coat. The all-weather coat is a six-button, double-breasted design with a belt. The coat has a convertible collar (button at neck), right front gun flap, shoulder loops, adjustable sleeve straps and welt pockets with two (2) inside hanging pockets. The back has a yoke and center vent. The coat is fully lined. The coat is designed with enough ease to be worn over the service coat.

(2) Liner. The removable liner has bound edges, 1/2-raglan sleeves, two (2) pass through pocket slits and center back vent, button loops at the bottom of each sleeve and zipper around the edge for attaching the liner to the coat.

2. **Materials:**

- a. **Coat.** 8.5 (± 0.30) oz./sq. yd., 55/45% polyester wool elastique, Heritage Green 564.
- b. **Trouser.** 6.8 (min.) oz./sq. yd., 55/45% polyester wool gabardine, Heritage Taupe 565.
- c. **Shirt (Short or Long Sleeve).** 4.3 (± 0.2) oz./sq. yd., 65/35% oxford or plain weave polyester/cotton, Heritage Tan 566.
- d. **Shoes.** Leather, Heritage Walnut 567.
- e. **All-Weather Coat.**
 - (1) **Coat.** 5.3 to 6.8 oz./sq. yd., 65/35% polyester/cotton poplin, plain weave, water repellent treated, Heritage Green 564.
 - (2) **Liner.** 4.6 oz./sq. yd., 0.4 inch thick 65/35% polyolefin/polyester batting between two layers of 1.5 (± 0.15) oz./sq. yd. taffeta. The sleeves for the all-weather coat shall be made from a 6.2 oz./sq. yd. multifilament acetate faced, combed cotton backed satin weave material. Both materials shall match the shade of the basic material.

3. **Sizing System:** The coats, trousers and shirts are available in both classic and athletic sizes to accommodate different body types. The difference between the classic and athletic coat relates to the difference between the chest and abdomen measurements. The classic fit has a 3-inch difference and the athletic fit has a 5-inch difference

- a. **Coats.** The coat sizes are related to the individual's chest, abdomen and height measurements. The coats are available in sizes 30-54 with lengths of X-Short (XS), Short (S), Regular (R), Long (L), and X-Long (XL). Refer to size Prediction Table AI for available sizes.
- b. **Trousers.** The trouser sizes are related to the individual's waist, hip and height measurements and are available in size 26 through 46 with lengths of Short (S), Regular (R), Long (L), and X-Long (XL). Refer to size Prediction Table AII for available sizes.
- c. **Shirts (Short or Long Sleeve).** The shirts are available in sizes 13-1/2 through 20 with lengths of Regular (R) and Tall (T) and sleeve lengths of 29, 30/31, 32/33, 34/35, 36/37 and 38/39. Refer to size Prediction Table AIII for available sizes.
- d. **Shoes.** The shoes are available in sizes 5 through 16. The shoes come in widths of C, D, E and 3E.
- e. **All-Weather Coat.** The all-weather coat is available in even sizes 30 through 54 and lengths of X-Short (XS), Short (S), Regular (R), Long (L), and X-Long (XL). Refer to Size Prediction Table AIV for available sizes.

4. **General Fitting Procedures.**

- a. **Coat.**
 - (1) **Subgarments.** Subgarments required for the fitting of the coat are proper undergarments, dress shirt, polyester/wool trousers, socks, low quarter shoes, belt and buckle.
 - (2) **Measurements.** The chest, abdomen and height measurements are needed for selection of the proper size try-on garment (see Appendix D).
 - (3) **Selection of try-on garment.** Using the individual's chest, abdomen and height measurements, refer to Size Prediction Table AI for selection of initial try-on size. If the individual's measurements are close to the minimum or maximum indicated on the size prediction table, select two (2) sizes for try-on. For example, if the individual's height is 5 feet 8-inches and his chest is 40-inches, try the 40 short and 40 regular sizes.

(4) Alterations.

(a) Collar. The back seam may be shortened by lowering the collar. This alteration consists of ripping out the seams on under and top collar, and repositioning the collar or the back of the coat. The collar shall not be lowered more than 3/8-inch, if more is than 3/8-inch is needed then the shoulder seams on the back panels will have to be adjusted as well.

(b) Hem line. The coat hem line may be shortened no more than 1-inch. Shortening is authorized only when the coat is out of proportion to the individual's height. For example, if a short man requires a regular length to fit his backwaist length, the coat will require shortening so the length is correctly proportioned for his height.

(c) Sleeve hem. Measure and mark each sleeve individually. There shall be 1-1/2-inches of turnup. Stitching must not be visible on the outside of the sleeve.

(d) Side back and upper side seams. Taking in or letting out of the seams should be done only after the next larger or smaller size in either the classic or athletic cut has been tried on.

(e) Button alignment. The position of the buttons on the front of the coat may be adjusted no more than 1/4-inch to improve the front closure, as long as the row of buttons is straight from the top to bottom when buttoned, and the coat balance is maintained.

(f) Shoulder loop button. Adjust button on shoulder loop if out of alignment.

b. Trousers.

(1) Subgarments. Subgarments required for fitting of trousers are proper undergarments, shirt, belt and buckle, socks and low quarter shoes.

(2) Measurements. The waist, hip, and height measurements are needed for the selection of the proper size try-on garment (see Appendix D).

(3) Selection of try-on garment. Using the individual's waist, hip, and height measurements, refer to Table AII for selection of initial try-on size. Trousers should first be fitted to the hip measurement, as the waist is alterable.

(4) Alterations.

(a) Waist. Make sure the top of the waistband is 1-inch below the top of hipbone before marking alterations. The waist may be let out or taken in at the center back outlet without having to remove the waistband. To avoid improper hanging or dislocated pockets, the waist adjustment must not be let out than 1-1/2-inches nor taken in more than 1-inch.

(b) Hem. Measure and mark both trouser legs individually. The front crease of the trousers will reach the top of the instep and be cut on a diagonal line to reach a point approximately midway between the top of the heel and the top of the oxford shoe in the back. The trousers may have a slight break in the front. Hem shall finish with no more than a 2-1/2-inch turn up. Stitching must not be visible on the outside of the trousers.

(c) Shape seat. Let out or take in at the back outlet to adjust seat seam for the trousers. The side seams may be adjusted to hip size. Side seams must be centered at the sides and hang straight to the bottom. Note that if the seat needs to be altered, the crotch of the trousers must also be altered.

(d) Thigh. The inseams have an outlet. The outlet may be used to let out or take in the crotch and thigh areas to improve fit while maintaining the balance of the trousers.

c. Shirts (Short or Long Sleeve).

(1) Subgarment. Subgarments required for fitting the shirts is the undershirt.

(2) Measurements. The neck, chest, waist, sleeve length and height measurements are needed for size selection of shirt (see Appendix D).

(3) Selection of try-on garment. Using the individual's neck, chest, waist, sleeve length and height measurements refer to Table AIII for selection of initial try-on size.

(4) Alterations.

(a) Side seams. Size seams may be taken in. Ease at waist will not be less than 1-1/4-inches at each side seam.

(b) Button alignment. Neck button may be moved but not more than 1/4-inch.

(c) Sleeves. Shortening of the shirt sleeves is acceptable for the long sleeve shirt only. Utilize both buttons to obtain the concept of fit prior to altering sleeve length.

d. Shoes

(1) Subgarments. Subgarments required for fitting of shoes are dress socks.

(2) Selection of try-on garment. Use the individuals dress shoe size.

e. All-Weather Coat.

(1) Subgarments. Subgarments required for fitting the all-weather coat are the Army Green Service Uniform.

(2) Measurements. The chest and height measurement are needed for the selection of the proper size try-on garment (see Appendix D).

(3) Selection of try-on garment. Attach all-weather coat liner for try-on purposes. Using the individual's chest and height measurements, refer to Size Prediction Table AIV for selection of the initial try-on size. If the individual's measurements are close to the minimum or maximum indicated on the size prediction table, select two (2) sizes for try-on.

(4) Alterations.

(a) Hem. The all-weather coat hem line may be adjusted but should not be more than 3-inches below the midpoint of the knee.

(b) Sleeves. The sleeves may be shortened or lengthened so sleeves will be about 1-inch longer than the sleeves of the AGSU service coat. When shortening the sleeves, measure and mark each sleeve individually.

5. Final Check for Proper Concept of Fit. The uniform is designed to fit easily with smooth tailored lines. While the individual is wearing the entire uniform (See Figures 1, 2 and 3), check the following points:

a. Coat. Completely button coat and inspect for proper concept of fit by checking the following:

(1) Collar. The shirt collar must show about 1/4 to 1/2-inch above the coat collar at the center back of the coat. The coat collar should fit close around the neck without gapping or overlapping.

(2) Back, chest and shoulders. The coat should fit smoothly across back, chest and shoulders without strain. Three (3) to five (5) inches of ease should be equally distributed around circumference of the waist to provide comfort when moving.

(3) Hips and waist. The coat should fit easily over the hips and conform to the waistline curve without blousing. The coat front, below the waist, must overlap without pulling or gaping so the front of the coat will present a straight line from the top button to the coat hem. The back vent must also overlap without pulling or gaping. The belt shall sit comfortably at the waist.

(4) Lengths. The coat is designed so that if the coat size is correct in other areas, the Coat length, with few exceptions, will be correctly proportioned.

(5) Sleeves. The sleeves of the coat should fall about 1-inch below the bottom of the wrist bone, covering the sleeves of the shirt.

b. Trousers.

(1) Waist. The trousers must be fitted with 1/2-inch of ease, fitting easily around the waist without bulging. The top of the waistband for the trousers should be 1-inch below the hipbone, \pm 1/4-inch.

(2) Hips. The trousers must fit easily around the hips without wrinkles below the back waist. They must be full enough around the hips to prevent the side pockets from spreading and to allow for comfort in normal movements, such as sitting, climbing stairs and walking. When deciding which of two sizes is more suitable, select the trousers that provide the best fit around the hips, even though an alteration at the waist may be required.

(3) Rise. The crotch of the trousers should not bind fit with a slight ease and allow for sitting and bending. A short rise may cause tightness and discomfort and a long rise may cause trousers to be baggy in the seat and crotch. Check to see that the crotch of the trouser has sufficient ease to allow enough comfort for the individual. The properly fitted crotch in a trouser will exhibit no vertical breaks, display no drooping or appear to have a tight binding effect to the individual.

(4) Length. The trousers must hang straight from the seat so the bottom of the front crease of the trousers will reach the top of the instep and be cut on a diagonal line to reach a point approximately midway between the top of the heel and the top of the standard shoe in the back. The trousers may have a slight break in the front.

c. Shirts (Short or Long Sleeve). Completely button shirt, including the cuffs of the long sleeve shirt, and check the following points:

(1) Collar. The collar should fit snugly enough to give a neat appearance, but not snug as to be uncomfortable.

(2) Back, chest and shoulders. The shirt should fit smoothly across the back, chest and shoulders without tightness or wrinkles. The shirt should fit over the chest without strain or gaping between buttons. There must be enough room around back and shoulders to allow free use of arms without discomfort.

(3) Hips and waist. The shirt should fit easily over the hips conforming to the waistline with minimal blousing. Ease at the waist should be 2-1/2-inches at each side seam. This shall be determined by pinching 1-1/4-inches excess cloth on the double at waist. The shirt front, below the waist, should overlap without pulling or gaping.

(4) Sleeves.

(a) Short sleeve. The shirt is designed so that if the shirt size is correct in other areas, the sleeves will be correctly proportioned.

(b) Long sleeve. The sleeve length should reach below the lower part of the wristbone.

d. Shoes. The shoes shall be tied and the individual shall walk around to ensure the shoes aren't too tight or slip when walking.

e. All Weather Coat. To ensure proper concept of fit, attach liner and completely button the coat, checking the points:

(1) Collar. The collar of the coat should fit close at the neck without gapping or overlapping. The back of the collar should cover the collars of all subgarments.

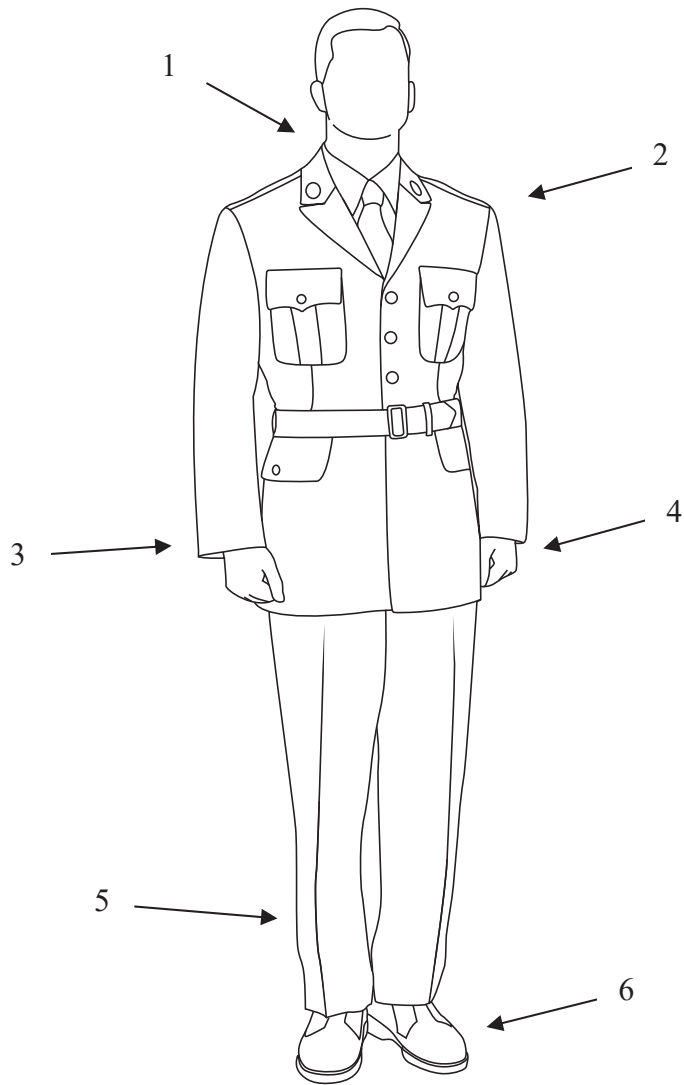
(2) Back, shoulders, and chest. The coat, with liner attached, must fit easily and comfortably over the shoulders and chest to allow free use of the arms without pulling or giving discomfort to the wearer.

(3) Hips. The coat must hang freely from the shoulders without waist suppression or tightness around the hips.

(4) Length. The coat should fall approximately 1-1/2-inches below the mid-point of the knee.

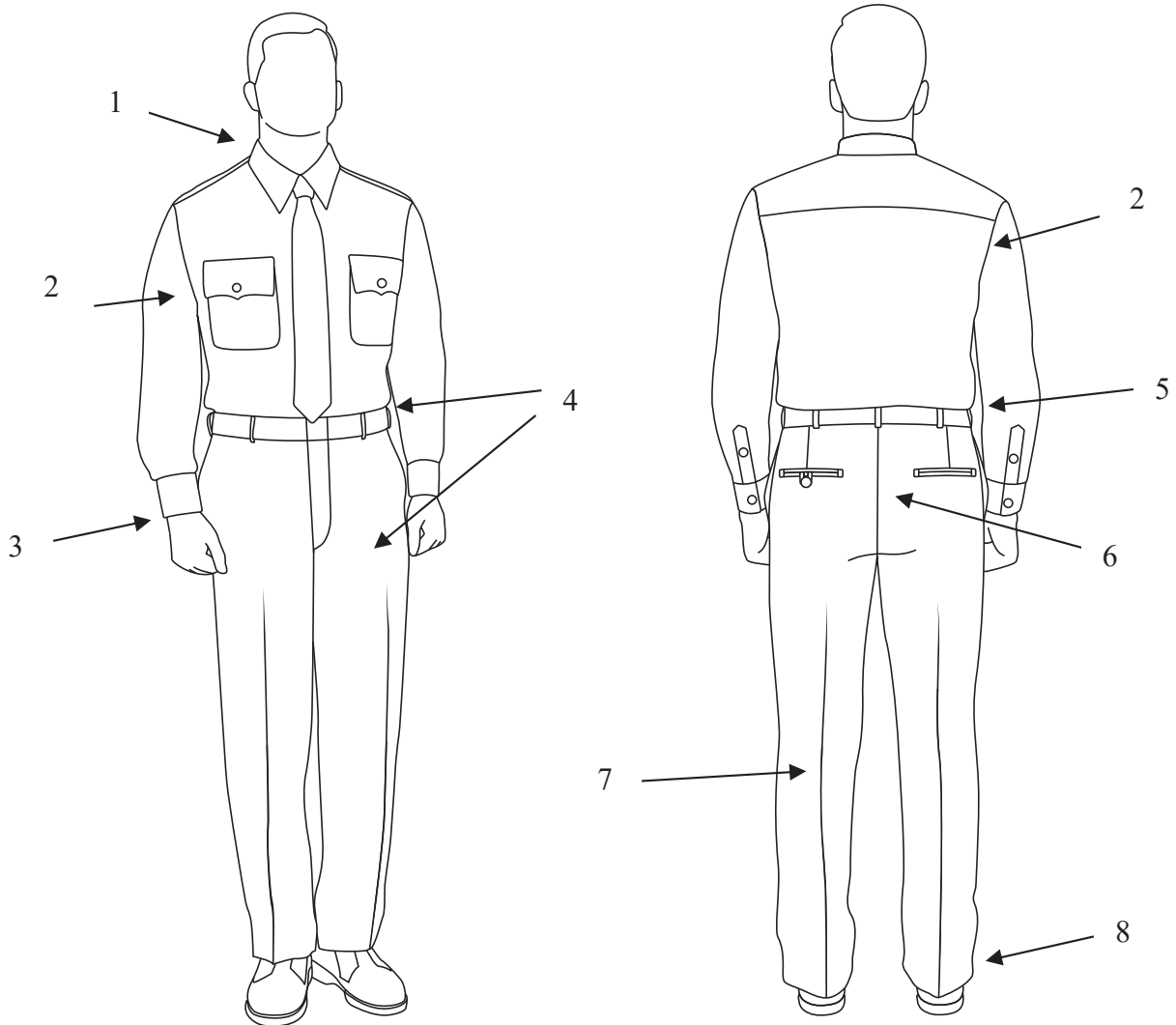
(5) Sleeves. The coat sleeves must be 1/2-inch longer than the AGSU coat and cover the sleeves of all subgarments.

(6) Belt. The belt shall be at natural waistline.



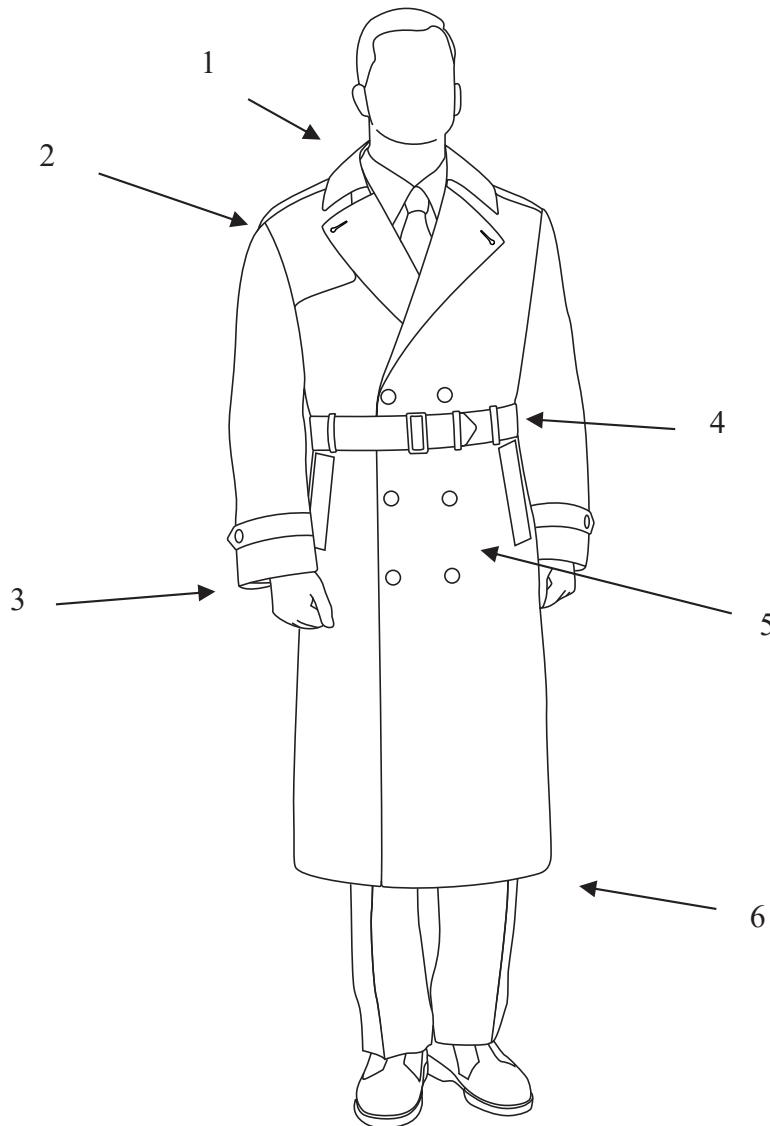
- | | |
|-------------------------------------------------------------------------------------------------|--------------------------------------------------------------------------------------------------------------------|
| 1. Shirt collar shows at least 1/4-inch to 1/2-inch above coat collar at center back of coat | 4. Sleeve hem falls 1-inch below bottom of the wristbone, covering the shirt sleeve |
| 2. Coat fits smoothly over chest and shoulders with 3-5 inches of ease at the waist for comfort | 5. Trousers creases must hang straight, not twisted. The trousers may have a slight break in the front |
| 3. Bottom edge of coat extends below crotch (approximately to the top of the thumb) | 6. The bottom of the front crease of the trousers will reach the top of the instep and hem will be on the diagonal |

FIGURE 1. Proper fit and wear of men's coat and trouser.



1. Collar fits snugly but not uncomfortably
2. Shirt fits easily over shoulders, back, and chest allowing free use of arms
3. Sleeves fall to lower part of wristbone
4. Top of waistband rests 1-inch below hip bone while rise fits without looseness or constriction
5. Waistband must have 1/2-inch ease
6. Seat must fit smoothly; no wrinkles below back waist
7. Length falls about 1-1/2-inches below the midpoint of the knee
8. Back hem of trousers fall approximately midway between top of heel and top of shoe in the back

FIGURE 2. Proper fit and wear of men's shirt and trousers.



1. Back of collar covers all subgarment collars.
2. Coat must easily and comfortably over the shoulders and chest allowing free use of arms
3. Sleeves cover all subgarment sleeves by 1/2-inch
4. Belt fits comfortably at natural waistline
5. Coat hangs freely without waist or hip suppression
6. Length falls about 1-1/2-inches below the midpoint of the knee

FIGURE 3. Proper fit and wear of men's all-weather coat.

WOMEN'S ARMY GREEN SERVICE UNIFORM ITEMS

SECTION 2 FITTING OF WOMEN'S UNIFORMS

The Women's Army Green Service Uniform (AGSU) is composed of a Heritage Green 564 Belted Coat with Bi-Swing; Heritage Taupe 565 Slacks; Heritage Tan 566 Long and Short Sleeve Shirt; Heritage Green 564 Necktie and Garrison Cap; and Heritage Walnut 567 Belt with Antique Buckle, Socks and Leather Shoes. The Heritage Green 564 All-Weather Coat, may be worn over the uniform. Heritage Walnut 567 leather gloves are also available.

1. Design.

a. Coat. The coat is a single-breasted coat, with peak lapels, front princess seams, bi-swing back with center back vent, and a detachable waist belt with a removable buckle. The coat front closure shall have three (3) metal buttons and one (1) melamine button at the waist. The coat shall have two (2) scalloped chest pocket flaps, two (2) lower double welt pockets with rectangular pocket flaps with lower rounded corners, and shall have functional button down shoulder loops with decorative box stitching. The coat is fully lined and shall have one (1) inside vertical welt pocket. Officer coats shall have a piece of braid included in the inside vertical welt pocket.

b. Slacks. The slacks are a dress type and shall have a two-piece shaped waistband with a hook and bar closure, a French fly tab with slide fastener, quarter top side pockets and a waistline inner coin pocket. The slacks shall have belt loops. The front legs shall have a center permanent crease. The slacks shall be unhemmed. The slacks are designed with a center back outlet to allow for easy tailoring of the waist to let out up to 1-1/2-inches and take in up to 1-inch.

c. Skirt (Optional Purchase Item).

(1) Standard waist. The skirt is a dress type pencil skirt with a contoured yoke. The skirt has two (2) in-seam hidden pockets along the front top edge of yoke. The skirt shall close with a button and loop on the inside of the yoke at the center back opening, an invisible slide fastener and a waistband gripper strip sewn to the yoke facing. The skirt shall have an inverted box pleat vent at centerback. The skirt is fully lined. The bottom of the skirt and lining shall be unhemmed.

(2) Comfort waist. The design of this skirt is the same as the standard waist except it has a comfort waist construction to allow for expansion when seated.

d. Shirt (Short or Long Sleeve). The shirt is a short sleeve or long sleeve, fitted hip length overblouse design. The shirts shall have a convertible collar with full collar stand, and shoulder loops (Officer only). The long sleeve shirt front closure has a total of seven (7) buttons; and the short sleeve shirt front closure has a total of six (6) buttons. The short sleeve shirts shall have hemmed sleeves. The long sleeve shirts shall have a button placket, two (2) sleeve pleats, and cuffs with rounded lower edges with two (2) buttons for adjustment. The shirt collars shall have collar stays. There is one (1) extra button on bottom in the side seam of the shirt.

e. Shoes. The shoes are made of Heritage Walnut 567 leather and are a plain-toe dress oxford design. The shoes shall have a commercial energy absorbing, slip-in removable formed insole. The closure shall be a lace and invisible (blind) eyelet system. Pumps in Heritage Walnut 567 are also available for wear with the skirt but are optional purchase items.

f. **All-Weather Coat.**

(1) **All-Weather Coat.** The all-weather coat is a six-button, double-breasted design with a belt. The coat has a convertible collar (button at neck), left front gun flap, shoulder loops, adjustable sleeve straps and welt pockets with two (2) inside hanging pockets. The back has a yoke and center vent. The coat is fully lined. The coat is designed with enough ease to be worn over the service coat.

(2) **Liner.** The removable liner has bound edges, 1/2 raglan sleeves, two (2) pass through pocket slits and center back vent, button loops at the bottom of each sleeve and zipper around the edge for attaching the liner to the coat.

2. **Materials:**

a. **Coat.** 8.5 (\pm 0.30) oz./sq. yd., 55/45% polyester wool elastique, Heritage Green 564.

b. **Slacks/Skirt.** 6.8 (min.) oz./sq. yd., 55/45% polyester wool gabardine, Heritage Taupe 565.

c. **Shirt (Short or Long Sleeve).** 4.3 (\pm 0.2) oz./sq. yd., 65/35% oxford or plain weave polyester/cotton, Heritage Tan 566.

d. **Shoes.** Leather, Heritage Walnut 567.

e. **All Weather Coat.**

(1) **Coat.** 5.3 to 6.8 oz./sq. yd., 65/35% polyester/cotton poplin, plain weave, water repellent treated, Heritage Green 564.

(2) **Liner.** 4.6 oz./sq. yd., 0.4 inch thick 65/35% polyolefin/polyester batting between two layers of 1.5 (\pm 0.15) oz. sq. yd. taffeta. The sleeves for the all-weather coat shall be made from a 6.2 oz./sq. yd. multifilament acetate faced, combed cotton backed satin weave material. Both materials shall match the shade of the basic material.

3. **Sizing System.** The shirts are available in one (1) fit type and the coats, slacks and skirts are available in three (3) fit types; Juniors (J), Misses (M), and Women's (W) to accommodate different body types.

a. **Coats.** The coat sizes are related to the individual's chest, abdomen and height measurements. The coats are available in even sizes 4 through 26 with lengths of Petite (P), Regular (R), Tall (T) and X-Tall (XT). Refer to Size Prediction Table BI for available sizes.

b. **Slacks/Skirt.** The slack/skirt sizes are related to the individual's waist, hip and height measurements. The slacks and skirts are available in even sizes 4 through 26 with lengths of Petite (P), Regular (R) and Tall (T). Refer to Size Prediction Table BII for available sizes.

c. **Shirts (Short or Long Sleeve).** The shirts are available in even sizes 4 through 26 with lengths; Petite (P), Regular (R), Tall (T) and X-Tall (XT). Refer to Size Prediction Table BIII for available sizes.

d. **Shoes.** The shoes are available in sizes 4 through 14. The shoes come in widths of XN, N, M, W and EW. Pumps are available in commercial sizes.

e. **All-Weather Coat.** The all-weather coat is available in even sizes 4 through 26 and lengths; Short (S), Regular (R), Long (L) and X-Long (XL). Refer to Size Prediction Table BIV for available sizes.

4. **General Fitting Procedures.**

a. **Coat.**

(1) **Subgarments.** Subgarments required for fitting the coat are proper undergarments, long sleeve shirt, slacks or skirt, socks, low quarter shoes, belt and buckle.

(2) Measurements. The bust, abdomen, hip and height measurements are needed for selection of the proper size and try-on garment (see Appendix E).

(3) Selection of try-on garment. Using the individual's bust, abdomen, hip and height measurements refer to the Size Prediction Table BI for selection of the initial try-on size. The hip measurement will determine if a Junior (J), Misses (M) or Women's (W) size is required. The height will determine the length of the coat.

(4) Alterations.

(a) Collar. The back seam may be shortened by lowering the collar. This alteration consists of ripping out the seams on under and top collar, and repositioning the collar or the back of the coat. The collar shall not be lowered more than 3/8-inch, if more is than 3/8-inch is needed then the shoulder seams on the back panels will have to be adjusted as well.

(b) Hem line. The coat hem line may be shortened no more than 1-inch. Shortening is authorized only when the coat is out of proportion to the individual's height. For example, if a short woman requires a regular length to fit her backwaist length, the coat will require shortening so the length is correctly proportioned for her height.

(c) Sleeve hem. Measure and mark each sleeve individually. There shall be 1-1/2-inches of turn up. Stitching must not be visible on the outside of the sleeve.

(d) Side seams. The bust, waist, and/or hip may be taken in or let out at the side seam.

(e) Button alignment. The position of the buttons on the front of the coat may be adjusted no more than 1/4-inch to improve the front closure, as long as the row of buttons is straight from the top to bottom when buttoned, and the coat balance is maintained.

(f) Shoulder loop button. Adjust button on shoulder loop if out of alignment.

b. Slacks/Skirt.

(1) Subgarments. Subgarments required for fitting of slacks/skirt are proper undergarments, shirt, belt and buckle, socks and low quarter shoes.

(2) Measurements. The waist, hip and height measurements are needed for selection of the proper size try-on garment (see Appendix E).

(3) Selection of try-on garment. Using the individual's waist, hip and height measurements, refer to the Size Prediction Table BII for selection of initial try-on size. The hip measurement will determine if a Junior (J), Misses (M), or Women's (W) size is required. The height measurement determines the length of the slacks/skirt.

(4) Alterations for Slacks.

(a) Waist. The waist may be let out or taken in at the center back outlet without having to remove the waistband. To avoid improper hanging or dislocated pockets, the waist adjustment must not be let out than 1-1/2-inches nor taken in more than 1-inch.

(b) Hem. Measure and mark both slack legs individually. The front crease of the slacks will reach the top of the instep and be cut on a diagonal line to reach a point approximately midway between the top of the heel and the top of the oxford shoe in the back. The slacks may have a slight break in the front. Hem shall finish with no more than a 2-1/2-inch turn up. Stitching must not be visible on the outside of the slacks.

(c) Shape seat. Let out or take in at the back outlet to adjust seat seam for the slacks. The side seams may be adjusted to hip size. Side seams must be centered at the sides and hang straight to the bottom. Note that if the seat needs to be altered, the crotch of the slacks must also be altered.

(d) Thigh. The inseams have an outlet. The outlet may be used to let out or take in the crotch and thigh areas to improve fit while maintaining the balance of the slacks.

(5) **Alterations for Skirts (Optional item)**.

(a) Yoke. The yoke on the standard waist (Style A) skirt may be altered at the side. The comfort waist (Style B) skirt is not alterable.

(b) Hem. The skirt hem shall finish 1-inch above or 2-inches below the knee.

(c) Hips/seat. Let out or take in hip or seat at the side seams. Side seams must be centered at the sides and hang straight to the bottom.

c. **Shirts (Short or Long Sleeve)**.

(1) Subgarments. Subgarments required for fitting the shirts are proper undergarments.

(2) Measurements. The bust, waist and height are required for selection of the proper size try-on garment (see Appendix E).

(3) Selection of try-on garment. Using the individual's bust, waist and height measurements, refer to Table BIII for selection of initial try-on size.

(4) Alterations.

(a) Princess and side seams. The bust, waist, and/or hip may be taken at the princess seams and side seams. Since the shirts come in only one (1) fit type, it may be necessary to select shirt one or two sizes larger in order to fit a bust, waist or hip measurement.

(b) Button alignment. Neck button may be moved but not more than 1/4-inch.

(c) Sleeves. Shortening of the shirt sleeves is acceptable for the long sleeve shirt only. Utilize both buttons to obtain the concept of fit prior to altering sleeve lengths.

d. **Shoes**.

(1) Subgarments. Subgarments required for fitting of shoes are dress socks.

(2) Selection of try-on garment. Use the individuals dress shoe size.

e. **All-Weather Coat**.

(1) Subgarments. Subgarments required for fitting the all-weather coat are the Army Green Service Uniform.

(2) Measurements. The bust and height measurements are needed for the selection of the proper size try-on garment (see Appendix E).

(3) Selection of try-on garment. Attach all-weather coat liner for try-on purposes. Using the individual's bust and height measurements, refer to size prediction Table BIV for selection of the initial try-on size. If the individual's measurements are close to the minimum or maximum indicated on the size prediction table, select two (2) sizes for try-on.

(4) Alterations.

(a) Hem. The all-weather coat hem line may be adjusted but should not be more than 3-inches below the midpoint of the knee.

(b) Sleeves. The sleeves may be shortened or lengthened so sleeves will be about 1-inch longer than the sleeves of the AGSU service coat. When shortening the sleeves, measure and mark each sleeve individually.

5. **Final Check for Proper Concept of Fit**. The uniform is designed to fit the figure easily With smooth tailored lines. While the individual is wearing the entire uniform (See Figures 4, 5 and 6), check the following points:

a. **Coat.** Completely button coat and inspect for proper concept of fit by checking the following:

(1) **Collar.** The shirt collar must show about 1/4 to 1/2-inch above the coat collar at the center back of the coat. The coat collar should fit close around the neck without gapping or overlapping.

(2) **Back, bust and shoulders.** The coat should fit smoothly across back, bust and shoulders without strain. Three (3) to five (5) inches of ease should be equally distributed around circumference of the waist to provide comfort when moving.

(3) **Hips and waist.** The coat should fit easily over the hips and conform to the waistline curve without blousing. The coat front, below the waist, must overlap without pulling or gaping so the front of the coat will present a straight line from the top button to the coat hem. The back vent must also overlap without pulling or gaping. The belt shall sit comfortably at the waist.

(4) **Length.** The coat is designed so that if the coat size is correct in other areas, the coat length, with few exceptions, will be correctly proportioned.

(5) **Sleeves.** The sleeves of the coat should fall about 1-inch below the bottom of the Wristbone, covering the sleeves of the shirt.

b. **Slacks/Skirt.**

(1) **Waist.** The slacks and skirt must be fitted with 1/2-inch ease, fitting easily around the waist without bulging. The top of the waistband for the slacks should be below the natural waistline at the top of hip bone.

(2) **Hips.** The slacks must fit easily around the hips without wrinkles below the back waist. They must be full enough around the hips to allow the pockets to lay flat and to allow for comfort in normal movements, such as sitting, climbing stairs and walking. When deciding which of two sizes is more suitable, select the slacks that provide the best fit around the hips, even though an alteration at the waist may be required. There should be approximately 2-inches of ease over the hips. without bulging.

(3) **Rise.** The crotch of the slacks should not bind fit with a slight ease and allow for sitting and bending. A short rise may cause tightness and discomfort and a long rise may cause slacks to be baggy in the seat and crotch. Check to see that the crotch of the slacks has sufficient ease to allow enough comfort for the individual. The properly fitted crotch in slacks will exhibit no vertical breaks, display no drooping or appear to have a tight binding effect to the individual.

(4) **Length.** The slacks must hang straight from the seat so the bottom of the front crease of the slacks will reach the top of the instep and be cut on a diagonal line to reach a point approximately midway between the top of the heel and the top of the standard shoe in the back. The slacks may have

a slight break in the front. The skirt shall finish 1-inch above or 2-inches below the knee.

c. **Shirt (Short or Long Sleeve).** Completely button shirt, including cuffs of the long sleeve shirt, and check the following points:

(1) **Collar.** The collar should fit snugly enough to give a neat appearance, but not snug as to be uncomfortable.

(2) **Back, bust and shoulders.** The shirt should fit smoothly across the back, bust and shoulders without tightness or wrinkles. The shirt should fit over the bust without strain or gaping between buttons. There must be enough room around back and shoulders to allow free use of arms without discomfort.

(3) Hips and waist. The shirt should fit easily over the hips conforming to the waistline curve with minimal blousing. Ease at the waist should be 2-1/2-inches at each side seam. This shall be determined by pinching 1-1/4-inches excess cloth on the double at waist. The shirt front, below the waist, should overlap without pulling or gaping.

(4) Sleeves.

(a) Short sleeve. The shirt is designed so that if the shirt size is correct in other areas, the sleeves will be correctly proportioned.

(b) Long sleeve. The sleeve length should reach below the lower part of the wristbone.

d. Shoes. The shoes shall be tied and the individuals shall walk around to ensure the shoes are not too tight or slip when walking.

e. All Weather Coat. To ensure proper concept of fit, attach line and completely button the coat. Check the following points:

(1) Collar. When buttoned, the all-weather coat must fit close at the neck without gapping or overlapping. The collar must cover the collar of all subgarments.

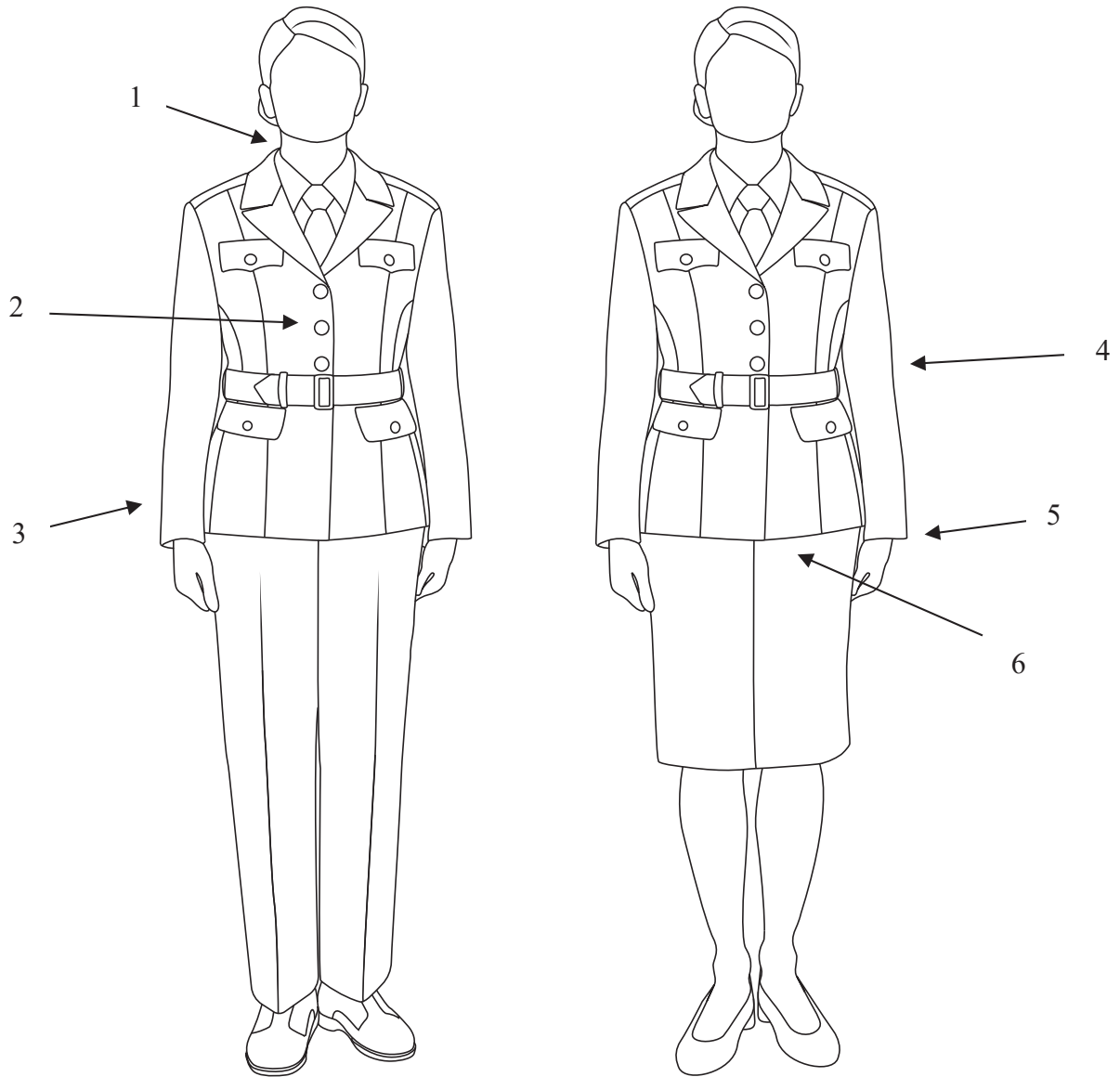
(2) Back, shoulders and bust. The all-weather coat must fit comfortably over the shoulders and bust and lie smoothly across the back. When properly fitted, the all-weather coat will allow free use of the arms without pulling or giving discomfort to the wearer.

(3) Hips and waist. The all-weather coat must hang freely from the shoulders without waist suppression or tightness around the hips.

(4) Length. The all-weather coat should fall approximately 1-1/2-inches below the midpoint of the knee and must cover the skirt worn under it.

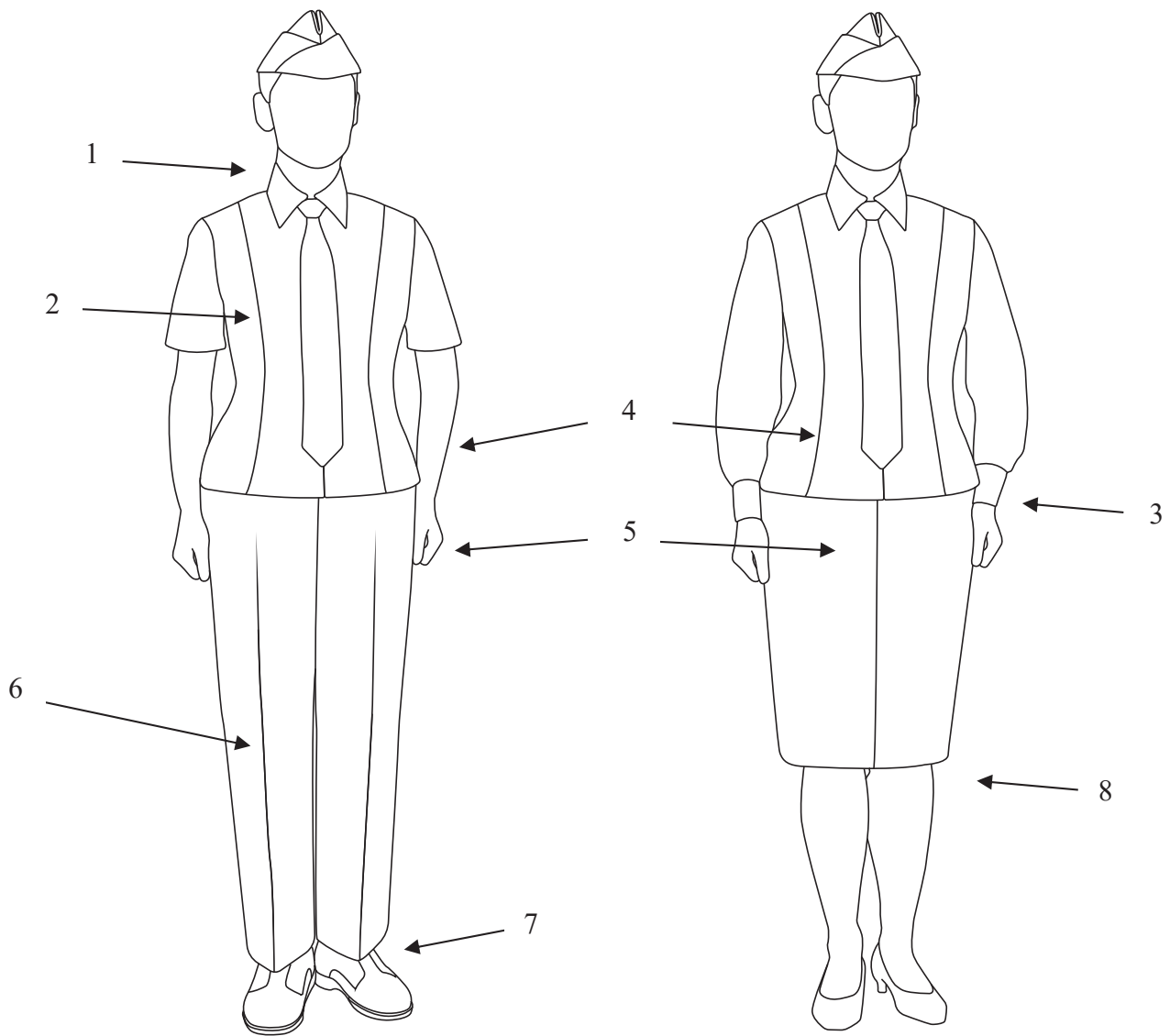
(5) Sleeves. The all-weather coat sleeves must be 1/2-inch longer than and cover the sleeves of all subgarments.

(6) Belt. The belt shall be at natural waistline.



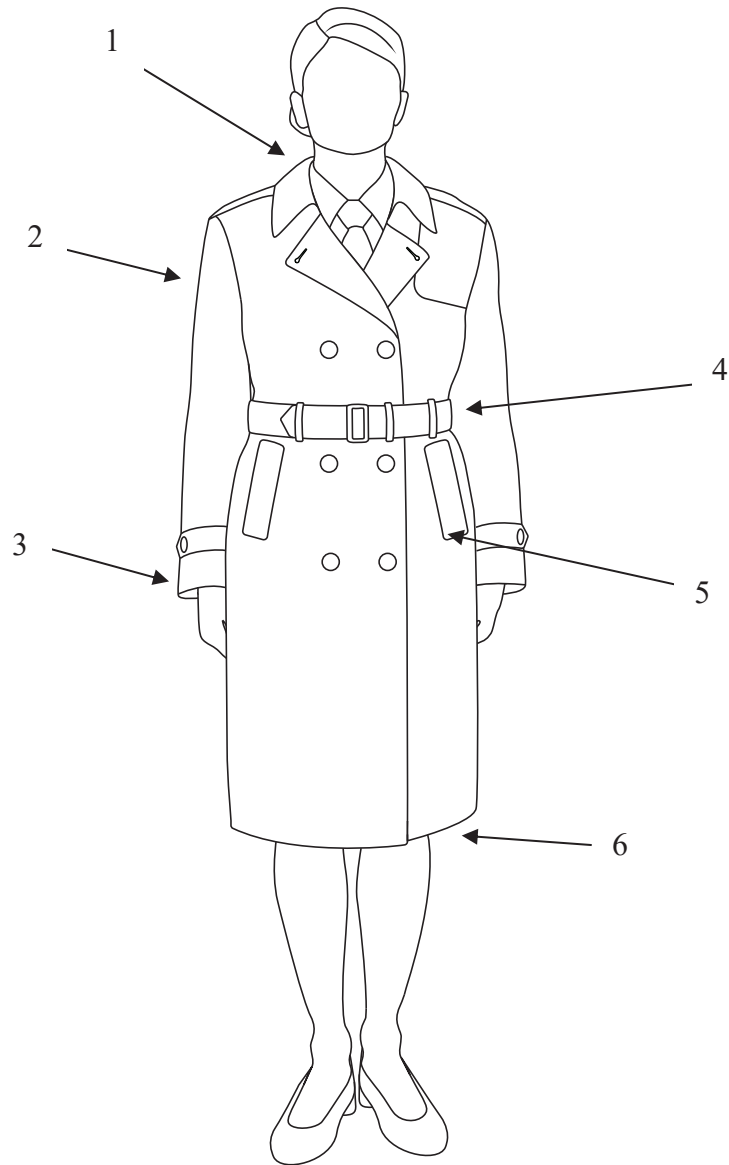
1. Shirt collar shows at least 1/4-inch to 1/2-inch above coat collar at center back of coat
2. Coat fits smoothly over shoulders and across bust without strain at closure and bi swing pleat
3. Coat fits easily over hips and conforms to waistline curve without blousing
4. Belt falls comfortably at the natural waistline with 3-5 inches of ease at the waist for comfort
5. Sleeve hem falls 1-inch below bottom of the wristbone, covering the shirt sleeve
6. The bottom edge of coat does not extend beyond sleeve hem

FIGURE 4. Proper fit and wear of women's coat.



1. Collar fits snugly but not uncomfortably
2. Shirt fits over bust without strain
3. Long sleeves fall to lower part of wristbone
4. Top of waist of the slacks/skirt rests below natural waistline and fits comfortably with 1/2-inch ease
5. Slacks/skirt fit smoothly over the hips with 1-1/2 to 2-inches of ease
6. Slack crease must hang straight, not twisted
7. Front of slack hem will reach the top of the instep and back of hem will fall between heel and top of shoe
8. The hem of the skirt shall finish between 1-inch above to 2-inches below the knee

FIGURE 4. Proper fit and wear of women's shirt and slacks/skirt.



- | | |
|-------------------------------------------------------------------------------------------|---------------------------------------------------------------------------------------------------------------------|
| 1. Back of collar covers all subgarment collars. | 4. Belt fits comfortably at natural waistline |
| 2. Coat must easily and comfortably over the shoulders and bust allowing free use of arms | 5. Coat hangs freely without waist or hip suppression |
| 3. Sleeves cover all subgarment sleeves by 1/2-inch | 6. Length falls about 1-1/2-inches below the midpoint of the knee and, when applicable, covers the skirt worn under |

FIGURE 6. Proper fit and wear of women's all-weather coat.

UNISEX AGSU UNIFORM ITEMS

SECTION 3 FITTING OF UNISEX UNIFORM ITEMS

The following are the Unisex Army Green Service Uniform (AGSU) items:

- a. **Necktie.** The necktie shall be a two-fold, four-in-hand design, with a retainer loop.
 - b. **Belt and Buckle.** The belt shall be a cotton web belt with an antiqued (non-buffed) buckle and tip.
 - c. **Garrison Cap.** The garrison cap shall be of an envelope style, able to be flattened when not worn. The cap has a Heritage Green 564 cord edge braid attached to the upper edge of the curtain.
 - d. **Socks.** The socks shall be a stretch type with a true rib knit 1 X 1 elastic top.
 - e. **Gloves.** The gloves shall be commercial slip on style.
2. **Materials:**
- a. **Necktie.** 5.0 oz./sq. yd., 55/45% polyester/wool tropical, plain weave, Heritage Green 564.
 - b. **Belt and Buckle.** Cotton web belt, Heritage Walnut 567 with red brass, antiqued finish buckle.
 - c. **Garrison cap.** 8.5 ± 0.30 oz./sq. yd., 55/45% polyester wool elastique, Heritage Green 564.
 - d. **Socks.** 73% cotton, 4% spandex and 23% nylon, Heritage Walnut 567.
 - e. **Gloves.** 100% Leather, Heritage Walnut 567.
 - f. **Beret.** 16.5 oz./sq. yd., 100% wool, Army Black 1593.
3. **Sizing System:**
- a. **Necktie.** The necktie comes in two (2) sizes - Short (height under 71-inches) and Regular (height over 71-inches).
 - b. **Belt and Buckle.** The belt comes in five (5) sizes - 33, 35, 39, 45 and 49. The buckle comes in one size.
 - c. **Garrison cap.** The garrison cap comes in fourteen (14) sizes, in 1/8-inch increments in sizes 6-3/8 through 8.
 - d. **Socks.** The socks come in five (5) sizes - XX-Small (XXS), X-Small (XS), Small (S), Medium (M) and Large (L).
 - e. **Gloves.** The gloves come in seven (7) sizes - XX-Small (XXS), X-Small (XS), Small (S), Medium (M), Large (L) and XX-Large (XXL).
4. **General Fitting Procedures.**
- a. **Necktie.** The neckties are fit based on height - Short (under 71-inches) and Regular (over 71-inches).
 - b. **Belt and Buckle.** The belts are fit based on your waist measurement.
 - c. **Garrison cap.** The cap shall be fit based on your head measurement.

(1) Measurement. Place tape snugly around the largest part of the head, across the forehead and over temples, parallel to the ground.

(2) Selection of try-on size. Using the individual's head measurement, refer to Size Prediction Table CI for selection of initial try-on size.

(3) Alterations. Altering of the garrison cap is not authorized.

d. Socks. The socks are fit based on your shoe size.

(1) Selection of try-on size. Using the individual's shoe size, refer to Size Prediction Table CII for selection of initial try-on size.

e. Gloves. The gloves are fit based on try-on.

5. **Final Check for Proper Concept of Fit.**

a. Necktie. The necktie shall fall at the top of the belt.

b. Belt and Buckle. The belt shall fit snugly but not too tight. It is worn so that the tipped end passes through the buckle to the individuals left for males, and right for females. The tipped end will not extend more than 2-inches beyond the edge of the buckle. The plain end of the belt may extend beyond the keeper portion of the inside of the buckle, as long as it is not visible when worn.

c. Garrison cap. The garrison cap is worn with the front vertical crease of the cap centered on the forehead, with the front lower portion of the cap approximately 1-inch above the eyebrows (approximately the width of the first two fingers). The bottom of the rear vertical crease will fit snugly to the back of the head. Hair will not be visible on the forehead below the front bottom edge of the cap.

d. Socks. The socks shall fit comfortable for the individual.

e. Gloves. The gloves shall fit comfortably on the individual's hands.

APPENDIX A
SIZE PREDICTION CHARTS
FOR MEN'S AGSU ITEMS

Table AI. Size Prediction Table for Men’s Coats

The size prediction table references the following key points of body measurements taken from the AGSU measurement chart using the AGSU guide for how to measure (see Appendix D):

- Key point 5: Chest Circumference
- Key point 8: Abdomen Circumference

Coat Size	Chest Measurement (Inches)	Abdomen Measurement		Lengths Available
		Classic (C) (Inches)	Athletic (A) (INCHES)	
30	30	27	--	R (C)
31	31	28	--	R (C)
32	32	29	--	R (C)
33	33	30	--	R,L (C)
34	34	31	--	XS,S,R,L (C)
35	35	32	--	XS, S,R,L,XL (C)
36	36	33	--	XS, S,R,L,XL (C)
37	37	34	--	XS, S,R,L,XL (C)
38	38	35	--	XS, S,R,L,XL (C)
39	39	36	--	XS, S,R,L,XL (C)
40	40	37	35	XS,S,R,L,XL (C); S,R,L,XL (A)
41	41	38	36	XS,S,R,L,XL (C); S,R,L,XL (A)
42	42	39	37	XS,S,R,L,XL (C); S,R,L,XL (A)
43	43	40	38	S,R,L,XL (C); S,R,L,XL (A)
44	44	41	39	S,R,L,XL (C); S,R,L,XL (A)
45	45	42	40	S,R,L,XL (C); S,R,L,XL (A)
46	46	43	41	S,R,L,XL (C); R,L,XL (A)
47	47	44	42	S,R,L,XL (C); R,L,XL (A)
48	48	45	43	S,R,L,XL (C); R,L,XL (A)
49	49	46	44	S,R,L,XL (C); R,L,XL (A)
50	50	47	45	S,R,L,XL (C); R,L,XL (A)
51	51	48	46	S,R,L,XL (C); R,L,XL (A)
52	52	49	47	S,R,L,XL (C); R,L,XL (A)
53	53	50	48	S,R,L,XL (C); R,L,XL (A)
54	54	51	49	XS,S,R,L,XL (C); R,L,XL (A)

The coat lengths are related to the individual’s height and back waist length and are available in:

- Extra Short (XS): Less than 5’5”
- Short (S): 5’5” - 5’8”
- Regular (R): 5’8” - 5’11”
- Long (L): 5’11” - 6’2”
- Extra Long (XL) 6’2” and Up

All coats are labeled with chest size first, immediately followed by the length and fit type.

Ex. 40 R A (Size Number, Length, and Fit Type)

Table AII. Size Prediction Table for Men’s Trousers

The size prediction table references the following key points of body measurements taken from the AGSU measurement chart using the AGSU guide for how to measure (see Appendix D):

- Key point 9: Waist (Trouser) Circumference
- Key point 10: Hip/Seat Circumference

Trouser Size	Trouser Waist Measurement (Inches)	Classic (C) Hip/Seat Measurement (Inches)	Athletic (A) Hip/Seat Measurement (Inches)	Lengths Available
26	26	31	--	R (C)
28	28	33	--	S,R (C)
29	29	34	36	S,R,L (C); R (A)
30	30	35	37	S,R,L,XL (C); R,L,XL (A)
31	31	36	38	S,R,L (C); R,L (A)
32	32	37	39	S,R,L,XL (C); R,L,XL (A)
33	33	38	40	S,R,L,XL (C); S,R,L,XL (A)
34	34	39	41	S,R,L,XL (C); S,R,L,XL (A)
35	35	40	42	S,R,L (C); S,R,L (A)
36	36	41	43	S,R,L,XL (C); S,R,L,XL (A)
37	37	42	44	S,R,L (C); S,R,L (A)
38	38	43	45	S,R,L,XL (C); S,R,L,XL (A)
39	39	44	46	S,R,L (C); S,R,L (A)
40	40	45	47	S,R,L,XL (C); S,R,L,XL (A)
41	41	46	48	S,R,L (C); S,R,L (A)
42	42	47	49	S,R,L,XL (C); S,R,L,XL (A)
44	44	49	51	R,L,XL (C); R,L,XL (A)
46	46	51	53	R,L,XL (C); R,L,XL (A)

The trouser lengths are related to the height, outseam, and rise and are available in:

- Short (S): Less than 5’8”
- Regular (R): 5’8” - 5’11”
- Long (L): 5’11” - 6’2”
- Extra Long (XL) 6’2” and Up

Note: Height typically determines the trouser length. If on the cusp of being between lengths, the outseam (key point 11) and rise (key point 12) can also be used to decide on length prediction.

All trousers are labeled with waist size first, immediately followed by the length and fit type.
 Ex. 34 R A (Size Number, Length, and Fit Type)

Table AIII. Size Prediction Table for Men’s Shirts, L/S and S/S

The size prediction table references the following key points of body measurements taken from the AGSU measurement chart using the AGSU guide for how to measure (see Appendix D):

- Key point 2: Neck Circumference
- Key point 5: Chest Circumference
- Key point 9: Waist Circumference
- Key point 6: Sleeve Length (3-point)

Note: If the body chest and/or waist measurements are larger than the measurements associated with the neck size in the chart a larger shirt neck size may be needed to properly fit the body with alterations.

Neck Size (Inches)	Classic (C)		Athletic (A)		Length Available	
	Chest (Inches)	Waist (Inches)	Chest (Inches)	Waist (Inches)	Long Sleeve	Body
13-1/2	32-1/2	28	--	--	29, 30/31, 32/33, 34/35, 36/37, 38/39	R
14	34	30-1/2	--	--	29, 30/31, 32/33, 34/35, 36/37, 38/39	R
14-1/2	36	32-1/2	--	--	29, 30/31, 32/33, 34/35, 36/37, 38/39	R, T
15	38	34-1/2	--	--	29, 30/31, 32/33, 34/35, 36/37, 38/39	R, T
15-1/2	40	36-1/2	41	34-1/2	29, 30/31, 32/33, 34/35, 36/37, 38/39	R, T
16	41-1/2	38	42-1/2	36	29, 30/31, 32/33, 34/35, 36/37, 38/39	R, T
16-1/2	43-1/2	40	44-1/2	38	29, 30/31, 32/33, 34/35, 36/37, 38/39	R, T
17	45-1/2	42	46-1/2	40	29, 30/31, 32/33, 34/35, 36/37, 38/39	R, T
17-1/2	47-1/2	44	48-1/2	42	29, 30/31, 32/33, 34/35, 36/37, 38/39	R, T
18	49-1/2	46	50-1/2	44	29, 30/31, 32/33, 34/35, 36/37, 38/39	R, T
18-1/2	51	47-1/2	52	45-1/2	29, 30/31, 32/33, 34/35, 36/37, 38/39	R, T
19	53	49-1/2	54	47-1/2	29, 30/31, 32/33, 34/35, 36/37, 38/39	R, T
19-1/2	--	--	56	49-1/2	29, 30/31, 32/33, 34/35*, 36/37*, 38/39	T
20	--	--	58	51-1/2	29, 30/31, 32/33, 34/35*, 36/37*, 38/39	T

* Also available in regular body length

The shirt sizes relate to the individual’s neck measurement and length. The shirt size length is independent of sleeve length and is based on height.

- Regular (R): Less than 5’11”
- Tall (T): 5’11” and Up

All shirts are labeled with neck size first, immediately followed by sleeve length (for long sleeve style only), body length and fit type.

Long Sleeve Ex. 15-1/2 34/35 R A (Neck Size Number, Sleeve Length, Body Length, and Fit Type)

Short Sleeve Ex. 15-1/2 R A (Neck Size Number, Length, and Fit Type)

Table AIV. Size Prediction Table for Men's All-Weather Coat

The size prediction table references the following key points of body measurements taken from the AGSU measurement chart using the AGSU guide for how to measure (see Appendix D):

- Key point 5: Chest Circumference
- Height

Coat Size	Chest Measurement (Inches)	Lengths Available
30	Less than 31	S,R
32	31 - 33	XS,S,R,L
34	33 - 35	XS,S,R,L,XL
36	35 - 37	XS,S,R,L,XL
38	37 - 39	XS,S,R,L,XL
40	39 - 41	XS,S,R,L,XL
42	41 - 43	XS,S,R,L,XL
44	43 - 45	S,R,L,XL
46	45 - 47	S,R,L,XL
48	47 - 49	S,R,L,XL
50	49 - 51	S,R,L
52	51 - 53	S,R,L
54	53 - 54	S,R,L

The coat lengths are related to the individual's height and are available in:

- Extra Short (XS) Less than 5'5"
- Short (S): 5'5"-5'8"
- Regular (R): 5'8"-5'11"
- Long (L): 5'11"-6'2"
- Extra Long (XL) 6'2" and Up

All all-weather coats are labeled with chest size first, immediately followed by the length.

Ex. 40 R (Size Number and Length)

APPENDIX B

SIZE PREDICTION CHARTS

FOR WOMEN'S AGSU ITEMS

Table BI. Size Prediction Table for Women’s Coats

The size prediction table references the following key points of body measurements taken from the AGSU measurement chart using the AGSU guide for how to measure (see Appendix E):

- Key point 5: Bust Circumference
- Key point 8: Abdomen Circumference

COAT SIZE	BUST (INCHES)	ABDOMEN (INCHES)	HIP/SEAT MEASUREMENT			LENGTHS AVAILABLE
			JUNIOR (J)	MISSSES (M)	WOMENS (W)	
4	32-1/2	25-1/2	33-1/2	35-1/2	37-1/2	P(J); P,R(M); P (W)
6	33-1/2	26-1/2	34-1/2	36-1/2	38-1/2	P(J); P,R,T(M); P,R,T (W)
8	34-1/2	27-1/2	35-1/2	37-1/2	39-1/2	P,R(J); P,R,T(M); P,R,T (W)
10	36	29	37	39	41	P,R,T(J); P,R,T(M); P,R,T (W)
12	37-1/2	30-1/2	38-1/2	40-1/2	42-1/2	P,R,T,XT(J); P,R,T(M); P,R,T,XT (W)
14	39	32	40	42	44	P,R,T,XT(J); P,R,T(M); P,R,T,XT (W)
16	41	34	42	44	46	P,R,T,XT(J); P,R,T,XT(M); P,R,T,XT (W)
18	43	36	44	46	48	P,R,T(J); R,T,XT(M); R,T,XT (W)
20	45	38	46	48	50	P,R,T(J); R,T,XT(M); R,T (W)
22	47	40	48	50	52	P,R,T(J); R,T(M); R,T (W)
24	49	42	50	52	54	R(J);R,T(M); T (W)
26	51	44	52	54	56	R(J);R,T(M);T (W)

The coats are available in three fit types, Juniors (J), Misses (M), and Women’s (W), to accommodate different body type and relates to the difference between the hip and natural waist/abdomen measurements. The juniors fit has an 8-inch difference, the misses fit has a 10-inch difference, and the women’s fit has a 12-inch difference.

- Petite (P): Under 5’3-1/2”
- Regular (R): 5’3-1/2”-5’7”
- Tall (T): 5’7”-5’10-1/2”
- Extra Tall (XT): 5’10-1/2” and Up

All coats are labeled with size first, immediately followed by the fit type and length
 Ex. 12 M R (Size Number, Fit Type and Length)

Table BII. Size Prediction Table for Women’s Slacks and Skirt

The size prediction table references the following key points of body measurements taken from the AGSU measurement chart using the AGSU guide for how to measure (see Appendix E). The proper ease for the hip measurement is the driving force of size prediction.

- Key point 9: Waist (Slack) Circumference
- Key point 10: Hip/Seat Circumference

SLACK SIZE	JUNIOR (J) (INCHES)		MISSES (M) (INCHES)		WOMEN’S (W) (INCHES)		LENGTHS AVAILABLE
	SLACK WAIST	HIP SEAT	SLACK WAIST	HIP SEAT	SLACK WAIST	HIP SEAT	
4	26	33-1/2	26-1/2	35-1/2	--	--	P(J); P,R(M)
6	27	34-1/2	27-1/2	36-1/2	27-7/8	38-1/2	P(J); P,R,T(M); P,R,T(W)
8	28	35-1/2	28-1/2	37-1/2	28-7/8	39-1/2	P(J); P,R,T(M); P,R,T(W)
10	29-1/2	37	30	39	30-3/8	41	P,R,T(J); P,R,T(M); P,R,T(W)
12	30-3/4	38-1/2	31-1/2	40-1/2	31-3/4	42-1/2	P,R,T(J); P,R,T(M); P,R,T(W)
14	32-1/4	40	32-3/4	42	33-1/8	44	P,R,T(J); P,R,T(M); P,R,T(W)
16	34-1/8	42	34-5/8	44	35	46	P,R,T(J); P,R,T(M); P,R,T(W)
18	36-1/8	44	36-5/8	46	37	48	P,R,T(J); R,T(M); P,R,T(W)
20	38-1/8	46	38-1/2	48	39	50	P,R,T(J); R,T(M); P,R,T(W)
22	40	48	40-1/2	50	40-7/8	52	P,R,T(J); R,T(M); R,T(W)
24	--	--	42-1/2	52	42-7/8	54	R,T(M); R,T(W)
26	--	--	44-1/2	54	44-7/8	56	R,T(M); T(W)

The slacks three fit types relates to the difference between the hip (key point 10) and natural waist/abdomen (key point 8) measurements. Even though the slack waist is below the natural waist, the natural/abdomen waist measurement is the waist measurement used to predict the fit type. The juniors fit has an 8-inch difference, the misses fit has a 10-inch difference, and the women’s fit has a 12-inch difference.

- Petite (P): Under 5’3-1/2”
- Regular (R): 5’3-1/2” – 5’7”
- Tall (T): Over 5’7”

All slacks/skirts are labeled with size first, immediately followed by the fit type and length.

Ex. 12 M R (Size Number, Fit Type and Length)

Table BIII. Size Prediction Table for Women’s Shirts, Overblouse

The size prediction table references the following key points of body measurements taken from the AGSU measurement chart using the AGSU guide for how to measure (see Appendix E):

- Key point 5: Bust Circumference
- Key point 9: Waist Circumference
- Key point 6: Sleeve Length (3-point)

Note: If the body and/or waist measurements are larger than the measurements associated with the shirt size in the chart a larger shirt size may be needed to properly fit the body with alterations.

SHIRT SIZE	BUST (INCHES)	WAIST (INCHES)	BODY AND SLEEVE LENGTHS (INCHES) AVAILABLE			
			PETITE (P) Under 5’3-1/2”	REGULAR (R) 5’3-1/2”-5’7”	TALL (T) 5’7”-5’10-1/2”	EXTRA TALL (XT) 5’10 1/2” and Up
4	32-1/2	25	31 - 32	32-33	33-34	--
6	33-1/2	26	31 - 32	32-33	33-34	--
8	34-1/2	27	31 - 32	32-33	33-34	34-35
10	36	28-1/2	31 - 32	32-33	33-34	34-35
12	37-1/2	30	31 - 32	32-33	33-34	34-35
14	39	31-1/2	31 - 32	32-33	33-34	34-35
16	41	33-1/2	31 - 32	32-33	33-34	34-35
18	43	35-1/2	31 - 32	32-33	33-34	34-35
20	45	37-1/2	31 - 32	32-33	33-34	34-35
22	47	39-1/2	31 - 32	32-33	33-34	34-35
24	49	41-1/2	31 - 32	32-33	33-34	34-35
26	51	43-1/2	31 - 32	32-33	33-34	34-35

The shirts are available in one fit type and the shirt sizes relate to the individual’s bust measurement and length. The short sleeve and long sleeve shirts are available in even size increments from 4 – 26 and in four lengths Petite (P), Regular (R), Tall (T), and Extra Tall (XT):

- Petite (P): Under 5’3-1/2”
- Regular (R): 5’3-1/2” - 5’7”
- Tall (T): 5’7” – 5’10-1/2”
- Extra Tall (XT) 5’10-1/2” and up

All shirts are labeled with size first, immediately followed by the length and fit type

Ex. 12 M R (Size Number, Length, and Fit Type)

Table BIV. Size Prediction Table for Women's All-Weather Coat

The size prediction table references the following key points of body measurements taken from the AGSU measurement chart using the AGSU guide for how to measure (see Appendix E):

- Key point 5: Bust Circumference
- Height

COAT SIZE	BUST MEASUREMENTS (INCHES)	LENGTHS AVAILABLE
4	32-1/2	S,R,L
6	33-1/2	S,R,L
8	34-1/2	S,R,L
10	36	S,R,L
12	37-1/2	S,R,L,XL
14	39	S,R,L,XL
16	41	S,R,L,XL
18	43	S,R,L,XL
20	45	S,R,L,XL
22	47	R,L,XL
24	49	R
26	51	R

The coat sizes relate to the individual's bust measurement and the coat lengths are related to the individual's height and are available in:

- Short (S): Under 5'3-1/2"
- Regular (R): 5'3-1/2"- 5'7"
- Long (L): 5'7" - 5'10-1/2"
- Extra Long (XL): 5'-10-1/2" and up

All all-weather coats are labeled with size first, immediately followed by the fit type and length

Ex. 40 R (Size Number and Length)

APPENDIX C

SIZE PREDICTION CHARTS

FOR UNISEX AGSU ITEMS

Table CI. Size Prediction Table for Garrison Caps

The size prediction table references the following key point of body measurements taken from the AGSU measurement chart using the AGSU guide for how to measure (See Appendices D and E):

- Key point 1: Head Circumference

GARRISON CAP SIZE	SERVICE CAP SIZE	HEAD MEASUREMENT (INCHES)
6-3/8	6-3/8	Less than 20-1/8
6-1/2	6-1/2	20-1/8 to 20-1/2
6-5/8	6-5/8	20-1/2 to 20-7/8
6-3/4	6-3/4	20-7/8 to 21-1/4
6-7/8	6-7/8	21-1/4 to 21-5/8
7	7	21-5/8 to 22
7-1/8	7-1/8	22 to 22-3/8
7-1/4	7-1/4	22-3/8 to 22-3/4
7-3/8	7-3/8	22-3/4 to 23-1/8
7-1/2	7-1/2	23-1/8 to 23-1/2
7-5/8	7-5/8	23-1/2 to 23-7/8
7-3/4	7-3/4	23-7/8 to 24-1/4
7-7/8	7-7/8	24-1/4 to 24-5/8
8	8	24-5/8 to 25

All caps are labeled with size
Ex. 7-1/8 (Size Number)




Table CII. Size Prediction Table for Socks

The size prediction table for the socks is based on your shoes size.

SOCK SIZE	SHOE SIZE
XX-Small (XXS)	5-7
X-Small (XS)	7-9
Small (S)	9-11
Medium (M)	10-13
Large (L)	13-16

APPENDIX D
BODY POINTS OF MEASURE
FOR MALES

AGSU Measurement Guide

MALE SERVICE MEMBERS

Tools: AGSU Measurement Form by gender, measuring tape, and pencil

Time: 20 Mins

Measurer: Stand to the side of participant, explain what measurement is to be taken

Participant: Wear under garments or PT Uniform, be barefoot, stand as you normally would and look straight ahead. Inform Measurer of any special Considerations (Example: Insulin Pump, Prosthetics, Limitations in range of motion)

Key	Measurement	Measurement Location
1	Head Circumference	Measure around head 3/4-inch above ear where cap will be worn keeping tape taught and level
2	Neck Circumference	Measure around base of neck, make sure tape is not pulled too tight
3	Shoulder Point to Point	Measure across back from shoulder point to shoulder point: shoulder point determined by finding end of shoulder bone
4	Over-shoulder Circumference	With arms down, measure over the fullest part of the upper arms, chest, and back
5	Chest Circumference	Measure around chest at bottom of armhole keeping tape level and taught
6	Sleeve Length (3-point)	Measure from nape of neck over the shoulder down to fully bent elbow and from bent elbow point to end of wrist bone
7	Back Waist Length	Measure vertically from center back neck (largest cervical vertebrae) to natural waist at center back
8	Abdomen/Circumference	Measure around girth at the largest part of waist: this measurement will correspond to the coat waist
9	Waist (Trouser) Circumference	Measure around the waist 1/2-inch above hipbone: the tape should be placed where you normally wear your trousers
10	Hip/ Seat Circumference	Measure around the fullest part of the hips (about 7- 9-inches below waist): tape should be comfortable and not too tight
11	Outseam	Measure vertically along the side of leg from 1/2-inch above hipbone straight down to the floor
12	Rise	With participant sitting straight up on a flat chair: measure from 1/2-inch above hipbone to surface of chair in a straight line
13	Bicep Circumference	Measure around the fullest part of the bicep: the participant should tense the bicep slightly
14	Thigh Circumference	Measure around the fullest point of the upper thigh: the participant should tense the thigh slightly
15	Inseam	With the participant standing up straight, measure from the highest part of the inner thigh down to the floor
16	Hand Length	Measure from wrist level to top of middle finger
17	Hand Circumference	Measure around widest part of hand (do not include thumb)
18	Shoe Size	Identify dress shoe size

All measurements points are to be taken at the exact position on the body as described. Positions on the body are directly related to AGSU items garment proportions.

Date: _____

AGSU Measurement Form

MALE SERVICE MEMBERS

Service Member's Name _____ Rank _____ Phone Number _____

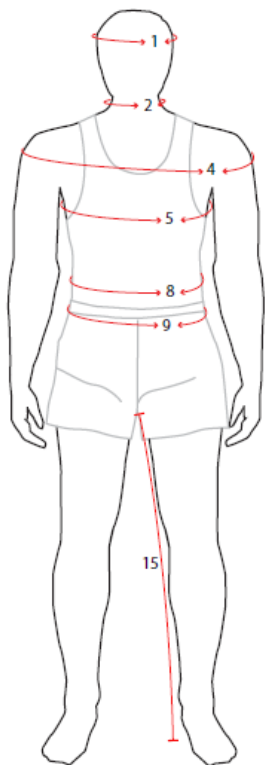
Combat Patch _____ Unit Patch _____ Email Address _____

of Overseas Bars _____ # of Service Stripes _____ Tabs Worn _____

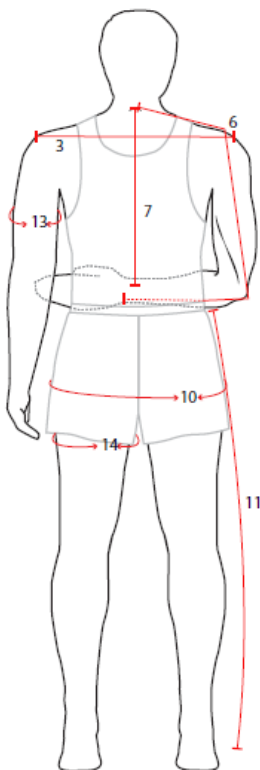
Special Considerations _____ Height _____ Weight _____

Body Measurements

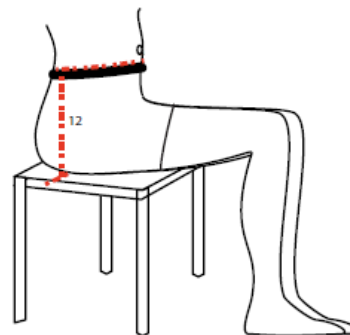
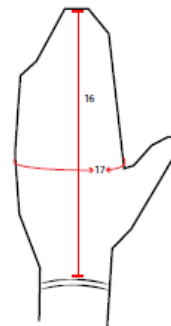
- | | | |
|--------------------------------------|----------------------------------------|-------------------------------|
| 1. Head Circumference _____ | 7. Waist Length (Back) _____ | 13. Bicep Circumference _____ |
| 2. Neck Circumference _____ | 8. Abdomen Circumference _____ | 14. Thigh Circumference _____ |
| 3. Shoulder Pt. to Pt. _____ | 9. Waist (Trouser) Circumference _____ | 15. Inseam _____ |
| 4. Over-shoulder Circumference _____ | 10. Hip/ Seat Circumference _____ | 16. Hand Length _____ |
| 5. Chest Circumference _____ | 11. Outseam _____ | 17. Hand Circumference _____ |
| 6. Sleeve Length (3-Point) _____ | 12. Rise _____ | 18. Shoe Size _____ |



Front View



Back View



APPENDIX E

BODY POINTS OF MEASURE

FOR FEMALES

AGSU Measurement Guide

FEMALE SERVICE MEMBERS

Tools: AGSU Measurement Form by gender, measuring tape, and pencil

Time: 20 Mins

Measurer: Stand to the side of participant, explain what measurement is to be taken

Participant: Wear under garments or PT Uniform, be barefoot, stand as you normally would and look straight ahead. Inform Measurer of any special Considerations (Example: Insulin Pump, Prosthetics, Limitations in range of motion)

Key	Measurement	Measurement Location
1	Head Circumference	Measure around head 3/4-inch above ear where cap will be worn keeping tape taught and level
2	Neck Circumference	Measure around base of neck, make sure tape is not pulled too tight
3	Shoulder Point to Point	Measure across back from shoulder point to shoulder point: shoulder point determined by finding end of shoulder bone
4	Over-shoulder Circumference	With arms down, measure over the fullest part of the upper arms, chest, and back
5	Bust Circumference	Measure around bust across the bust point (apex) and over shoulder blades keeping tape level and taught
6	Sleeve Length (3-point)	Measure from nape of neck over the shoulder down to fully bent elbow and from bent elbow point to end of wrist bone
7	Back Waist Length	Measure vertically from center back neck (largest cervical vertebrae) to natural waist at center back
8	Abdomen Circumference	Measure around girth at the largest part of waist: this measurement will correspond to the coat waist
9	Waist (Slack) Circumference	Measure around the waist 1/2-inch above hipbone: the tape should be placed where you normally wear your slacks
10	Hip/Seat Circumference	Measure around the fullest part of the hips (about 7-9-inches below waist): tape should be comfortable and not too tight
11	Outseam	Measure vertically along the side of leg from 1/2" above hipbone straight down to the floor
12	Rise	With 1/2-inch above hipbone to surface of chair in a straight line
13	Bicep Circumference	Measure around the fullest part of the bicep: the participant should tense the bicep slightly
14	Thigh Circumference	Measure around the fullest point of the upper thigh: the participant should tense the thigh slightly
15	Inseam	With the participant standing up straight, measure from the highest part of the inner thigh down to the floor
16	Hand Length	Measure from wrist level to top of middle finger
17	Hand Circumference	Measure around widest part of hand (do not include thumb)
18	Shoe Size	Identify dress shoe size

All measurements points are to be taken at the exact position on the body as described. Positions on the body are directly related to AGSU items garment proportions.

Date: _____

AGSU Measurement Form

FEMALE SERVICE MEMBERS

Service Member's Name _____ Rank _____ Phone Number _____

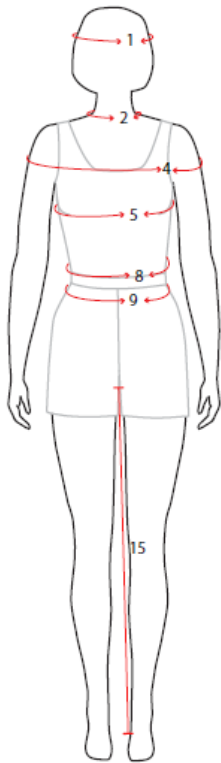
Combat Patch _____ Unit Patch _____ Email Address _____

of Overseas Bars _____ # of Service Stripes _____ Tabs Worn _____

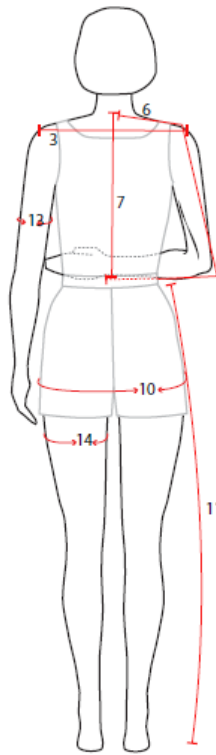
Special Considerations _____ Height _____ Weight _____

Body Measurements

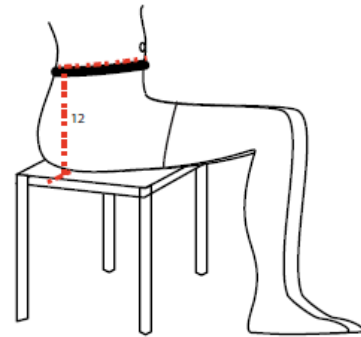
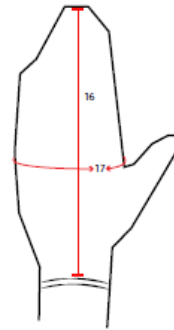
- | | | |
|--------------------------------------|--------------------------------------|-------------------------------|
| 1. Head Circumference _____ | 7. Waist Length (Back) _____ | 13. Bicep Circumference _____ |
| 2. Neck Circumference _____ | 8. Abdomen Circumference _____ | 14. Thigh Circumference _____ |
| 3. Shoulder Pt. to Pt. _____ | 9. Waist (Slack) Circumference _____ | 15. Inseam _____ |
| 4. Over-shoulder Circumference _____ | 10. Hip/ Seat Circumference _____ | 16. Hand Length _____ |
| 5. Bust Circumference _____ | 11. Outseam _____ | 17. Hand Circumference _____ |
| 6. Sleeve Length (3-Point) _____ | 12. Rise _____ | 18. Shoe Size _____ |



Front View



Back View



APPENDIX F

NATIONAL STOCK NUMBERS (NSNs)

FOR MEN'S AGSU ITEMS

Table FI. NSNs for Men's Belted Coat - Classic

Nomenclature	Size	NSN	Nomenclature	Size	NSN
Classic					
Coat, Men's	31 R-C	8405016830712	Coat, Men's	40 S-C	8405016830334
Coat, Men's	32 R-C	8405016830309	Coat, Men's	40 R-C	8405016830269
Coat, Men's	32 L-C	8405016873899	Coat, Men's	40 L-C	8405016830330
Coat, Men's	33 XS-C	8405016873906	Coat, Men's	40 XL-C	8405016830320
Coat, Men's	33 S-C	8405016873911	Coat, Men's	41 XS-C	8405016830336
Coat, Men's	33 R-C	8405016830089	Coat, Men's	41 S-C	8405016830225
Coat, Men's	33 L-C	8405016852484	Coat, Men's	41 R-C	8405016830231
Coat, Men's	34 XS-C	8405016830364	Coat, Men's	41 L-C	8405016830325
Coat, Men's	34 S-C	8405016830111	Coat, Men's	41 XL-C	8405016830229
Coat, Men's	34 R-C	8405016830304	Coat, Men's	42 XS-C	8405016830250
Coat, Men's	34 L-C	8405016830259	Coat, Men's	42 S-C	8405016830230
Coat, Men's	35 XS-C	8405016830353	Coat, Men's	42 R-C	8405016830236
Coat, Men's	35 S-C	8405016830355	Coat, Men's	42 L-C	8405016830112
Coat, Men's	35 R-C	8405016830315	Coat, Men's	42 XL-C	8405016830302
Coat, Men's	35 L-C	8405016830368	Coat, Men's	43 S-C	8405016830263
Coat, Men's	36 XS-C	8405016830224	Coat, Men's	43 R-C	8405016830252
Coat, Men's	36 S-C	8405016830319	Coat, Men's	43 L-C	8405016830297
Coat, Men's	36 R-C	8405016830371	Coat, Men's	43 XL-C	8405016830328
Coat, Men's	36 L-C	8405016830344	Coat, Men's	44 S-C	8405016830881
Coat, Men's	36 XL-C	8405016830366	Coat, Men's	44 R-C	8405016830882
Coat, Men's	37 XS-C	8405016830362	Coat, Men's	44 L-C	8405016830883
Coat, Men's	37 S-C	8405016830356	Coat, Men's	44 XL-C	8405016830891
Coat, Men's	37 R-C	8405016830349	Coat, Men's	46 S-C	8405016830902
Coat, Men's	37 L-C	8405016830261	Coat, Men's	46 R-C	8405016830904
Coat, Men's	37 XL-C	8405016830369	Coat, Men's	46 L-C	8405016830906
Coat, Men's	38 XS-C	8405016830339	Coat, Men's	46 XL-C	8405016830908
Coat, Men's	38 S-C	8405016830254	Coat, Men's	48 S-C	8405016830930
Coat, Men's	38 R-C	8405016830239	Coat, Men's	48 R-C	8405016830931
Coat, Men's	38 L-C	8405016830266	Coat, Men's	48 L-C	8405016830934
Coat, Men's	38 XL-C	8405016830241	Coat, Men's	48 XL-C	8405016830935
Coat, Men's	39 XS-C	8405016830299	Coat, Men's	50 R-C	8405016830950
Coat, Men's	39 S-C	8405016830243	Coat, Men's	50 L-C	8405016830951
Coat, Men's	39 R-C	8405016830237	Coat, Men's	50 XL-C	8405016830956
Coat, Men's	39 L-C	8405016830247	Coat, Men's	52 R-C	8405016830995
Coat, Men's	39 XL-C	8405016830258	Coat, Men's	52 L-C	8405016830996

Table FII. NSNs for Men's Belted Coat

Nomenclature	Size	NSN	Nomenclature	Size	NSN
Athletic					
Coat, Men's	40 S-A	8405016866366	Coat, Men's	44 R-A	8405016830692
Coat, Men's	40 R-A	8405016830646	Coat, Men's	44 L-A	8405016830693
Coat, Men's	40 L-A	8405016830663	Coat, Men's	44 XL-A	8405016830696
Coat, Men's	40 XL-A	8405016830668	Coat, Men's	46 R-A	8405016830715
Coat, Men's	41 S-A	8405016866371	Coat, Men's	46 L-A	8405016830718
Coat, Men's	41 R-A	8405016830672	Coat, Men's	46 XL-A	8405016830726
Coat, Men's	41 L-A	8405016830674	Coat, Men's	48 R-A	8405016830732
Coat, Men's	41 XL-A	8405016830676	Coat, Men's	48 L-A	8405016830733
Coat, Men's	42 S-A	8405016866372	Coat, Men's	48 XL-A	8405016830735
Coat, Men's	42 R-A	8405016830690	Coat, Men's	50 R-A	8405016830827
Coat, Men's	42 L-A	8405016830681	Coat, Men's	50 L-A	8405016830828
Coat, Men's	42 XL-A	8405016830682	Coat, Men's	50 XL-A	8405016830829
Coat, Men's	43 S-A	8405016866374	Coat, Men's	52 R-A	8405016820838
Coat, Men's	43 R-A	8405016830683	Coat, Men's	52 L-A	8405016830839
Coat, Men's	43 L-A	8405016830684	Coat, Men's	52 XL-A	8405016830837
Coat, Men's	43 XL-A	8405016830686			

Table FIII. NSNs for Men's Trousers - Classic

Nomenclature	Size	NSN		Nomenclature	Size	NSN
Classic						
Trousers, Men's	26 R-C	8405016832511		Trousers, Men's	36 R-C	8405016832650
Trousers, Men's	28 S-C	8405016832542		Trousers, Men's	36 L-C	8405016832651
Trousers, Men's	28 R-C	8405016832543		Trousers, Men's	36 XL-C	8405016832652
Trousers, Men's	29 S-C	8405016832546		Trousers, Men's	37 S-C	8405016832653
Trousers, Men's	29 R-C	8405016832547		Trousers, Men's	37 R-C	8405016832660
Trousers, Men's	29 L-C	8405016832548		Trousers, Men's	37 L-C	8405016832662
Trousers, Men's	30 S-C	8405016832549		Trousers, Men's	38 S-C	8405016832666
Trousers, Men's	30 R-C	8405016832551		Trousers, Men's	38 R-C	8405016832669
Trousers, Men's	30 L-C	8405016832550		Trousers, Men's	38 L-C	8405016832668
Trousers, Men's	30 XL-C	8405016832554		Trousers, Men's	38 XL-C	8405016832667
Trousers, Men's	31 S-C	8405016832556		Trousers, Men's	39 S-C	8405016832670
Trousers, Men's	31 R-C	8405016832558		Trousers, Men's	39 R-C	8405016832671
Trousers, Men's	31 L-C	8405016832568		Trousers, Men's	39 L-C	8405016832672
Trousers, Men's	32 S-C	8405016832570		Trousers, Men's	40 S-C	8405016832673
Trousers, Men's	32 R-C	8405016832572		Trousers, Men's	40 R-C	8405016832674
Trousers, Men's	32 L-C	8405016832628		Trousers, Men's	40 L-C	8405016832676
Trousers, Men's	32 XL-C	8405016832630		Trousers, Men's	40 XL-C	8405016832675
Trousers, Men's	33 S-C	8405016832633		Trousers, Men's	41 S-C	8405016832677
Trousers, Men's	33 R-C	8405016832632		Trousers, Men's	41 R-C	8405016832678
Trousers, Men's	33 L-C	8405016832635		Trousers, Men's	41 L-C	8405016832679
Trousers, Men's	33 XL-C	8405016832636		Trousers, Men's	42 S-C	8405016839595
Trousers, Men's	34 S-C	8405016832637		Trousers, Men's	42 R-C	8405016832680
Trousers, Men's	34 R-C	8405016832638		Trousers, Men's	42 L-C	8405016839579
Trousers, Men's	34 L-C	8405016832639		Trousers, Men's	42 XL-C	8405016832682
Trousers, Men's	34 XL-C	8405016832640		Trousers, Men's	44 R-C	8405016832684
Trousers, Men's	35 S-C	8405016832644		Trousers, Men's	44 L-C	8405016832685
Trousers, Men's	35 R-C	8405016832645		Trousers, Men's	44 XL-C	8405016832686
Trousers, Men's	35 L-C	8405016832648		Trousers, Men's	46 R-C	8405016832687
Trousers, Men's	36 S-C	8405016832647		Trousers, Men's	46 L-C	8405016839594
				Trousers, Men's	46 XL-C	8405016832688

Table FIV. NSNs for Men's Trousers - Athletic

Nomenclature	Size	NSN		Nomenclature	Size	NSN
Athletic						
Trousers, Men's	29R-A	8405016832421		Trousers, Men's	35R-A	8405016832443
Trousers, Men's	30R-A	8405016832423		Trousers, Men's	35L-A	8405016832444
Trousers, Men's	30L-A	8405016832425		Trousers, Men's	36S-A	8405016832445
Trousers, Men's	30XL-A	8405016832427		Trousers, Men's	36R-A	8405016832446
Trousers, Men's	31R-A	8405016832428		Trousers, Men's	36L-A	8405016832447
Trousers, Men's	31L-A	8405016832430		Trousers, Men's	36XL-A	8405016832452
Trousers, Men's	32R-A	8405016832429		Trousers, Men's	37S-A	8405016832453
Trousers, Men's	32L-A	8405016832431		Trousers, Men's	37R-A	8405016832456
Trousers, Men's	32XL-A	8405016832432		Trousers, Men's	37L-A	8405016832455
Trousers, Men's	33S-A	8405016832433		Trousers, Men's	38S-A	8405016832457
Trousers, Men's	33R-A	8405016832435		Trousers, Men's	38R-A	8405016832459
Trousers, Men's	33L-A	8405016832436		Trousers, Men's	38L-A	8405016832461
Trousers, Men's	33XL-A	8405016832437		Trousers, Men's	38XL-A	8405016832462
Trousers, Men's	34S-A	8405016832438		Trousers, Men's	39R-A	8405016832464
Trousers, Men's	34R-A	8405016832439		Trousers, Men's	39L-A	8405016832465
Trousers, Men's	34L-A	8405016832440		Trousers, Men's	40L-A	8405016832468
Trousers, Men's	34XL-A	8405016832441		Trousers, Men's	41L-A	8405016832486
Trousers, Men's	35S-A	8405016832442		Trousers, Men's	42L-A	8405016839562

Table FV. NSNs for Men's Shirt, Long Sleeve, Enlisted - Classic

Nomenclature	Size	NSN	Nomenclature	Size	NSN
Classic					
Shirt, Men's, L/S	13-1/2-32/33 R-C	8405016832890	Shirt, Men's, L/S	17-34/35 R-C	8405016833259
Shirt, Men's, L/S	14-29 R-C	8405016832858	Shirt, Men's, L/S	17-36/37 R-C	8405016833262
Shirt, Men's, L/S	14-30/31 R-C	8405016832905	Shirt, Men's, L/S	17-36/37 T-C	8405016833276
Shirt, Men's, L/S	14-32/33 R-C	8405016832912	Shirt, Men's, L/S	17-38/39 T-C	8405016833285
Shirt, Men's, L/S	14-1/2-30/31 R-C	8405016832931	Shirt, Men's, L/S	17-1/2-32/33 R-C	8405016833315
Shirt, Men's, L/S	14-1/2-32/33 R-C	8405016832935	Shirt, Men's, L/S	17-1/2-34/35 R-C	8405016833327
Shirt, Men's, L/S	14-1/2-34/35 R-C	8405016832938	Shirt, Men's, L/S	17-1/2-36/37 R-C	8405016833342
Shirt, Men's, L/S	15-29 R-C	8405016832959	Shirt, Men's, L/S	17-1/2-36/37 T-C	8405016833345
Shirt, Men's, L/S	15-30/31 R-C	8405016833058	Shirt, Men's, L/S	17-1/2-38/39 R-C	8405016833346
Shirt, Men's, L/S	15-32/33 R-C	8405016833064	Shirt, Men's, L/S	17-1/2-38/39 T-C	8405016833350
Shirt, Men's, L/S	15-34/35 R-C	8405016833071	Shirt, Men's, L/S	18-32/33 R-C	8405016833358
Shirt, Men's, L/S	15-36/37 R-C	8405016833075	Shirt, Men's, L/S	18-34/35 R-C	8405016833362
Shirt, Men's, L/S	15-36/37 T-C	8405016833078	Shirt, Men's, L/S	18-36/37 R-C	8405016833367
Shirt, Men's, L/S	15-38/39 T-C	8405016833092	Shirt, Men's, L/S	18-36/37 T-C	8405016833369
Shirt, Men's, L/S	15-1/2-30/31 R-C	8405016833103	Shirt, Men's, L/S	18-38/39 R-C	8405016833371
Shirt, Men's, L/S	15-1/2-32/33 R-C	8405016833116	Shirt, Men's, L/S	18-38/39 T-C	8405016833372
Shirt, Men's, L/S	15-1/2-34/35 R-C	8405016833128	Shirt, Men's, L/S	18-1/2-34/35 R-C	8405016833403
Shirt, Men's, L/S	15-1/2-36/37 R-C	8405016833133	Shirt, Men's, L/S	18-1/2-36/37 R-C	8405016833408
Shirt, Men's, L/S	15-1/2-36/37 T-C	8405016833135	Shirt, Men's, L/S	18-1/2-36/37 T-C	8405016833409
Shirt, Men's, L/S	15-1/2-38/39 T-C	8405016833147	Shirt, Men's, L/S	18-1/2-38/39 R-C	8405016833412
Shirt, Men's, L/S	16-29 R-C	8405016833148	Shirt, Men's, L/S	18-1/2-38/39 T-C	8405016833413
Shirt, Men's, L/S	16-30/31 R-C	8405016833156	Shirt, Men's, L/S	19-34/35 R-C	8405016833425
Shirt, Men's, L/S	16-32/33 R-C	8405016833162	Shirt, Men's, L/S	19-36/37 R-C	8405016833429
Shirt, Men's, L/S	16-34/35 R-C	8405016833177	Shirt, Men's, L/S	19-36/37 T-C	8405016833432
Shirt, Men's, L/S	16-36/37 R-C	8405016833181	Shirt, Men's, L/S	19-38/39 R-C	8405016833433
Shirt, Men's, L/S	16-36/37 T-C	8405016833184	Shirt, Men's, L/S	19-38/39 T-C	8405016833435
Shirt, Men's, L/S	16-38/39 T-C	8405016833186	Shirt, Men's, L/S	19-1/2-34/35 R-C	8405016897035
Shirt, Men's, L/S	16-1/2-30/31 R-C	8405016833190	Shirt, Men's, L/S	19-1/2-36/37 R-C	8405016897036
Shirt, Men's, L/S	16-1/2-32/33 R-C	4050168331958	Shirt, Men's, L/S	19-1/2-36/37 T-C	8405016897037
Shirt, Men's, L/S	16-1/2-34/35 R-C	8405016833202	Shirt, Men's, L/S	19-1/2-38/39 R-C	84050-68-7038
Shirt, Men's, L/S	16-1/2-36/37 R-C	8405016833205	Shirt, Men's, L/S	19-1/2-38/39 T-C	8405016897039
Shirt, Men's, L/S	16-1/2-36/37 T-C	8405016833207	Shirt, Men's, L/S	20-36/37 R-C	8405016897040
Shirt, Men's, L/S	16-1/2-38/39 T-C	8405016833215	Shirt, Men's, L/S	20-36/37 T-C	8405016897041
Shirt, Men's, L/S	17-32/33 R-C	8405016833253	Shirt, Men's, L/S	20-38/39 R-C	8405016897042
			Shirt, Men's, L/S	20-38/39 T-C	8405016897043

Table FVI. NSNs for Men's Shirt, Long Sleeve, Enlisted - Athletic

Nomenclature	Size	NSN	Nomenclature	Size	NSN
Athletic					
Shirt, Men's, L/S	15-1/2-32/33 R-A	8405016833997	Shirt, Men's, L/S	17-1/2-38/39 T-A	8405016834356
Shirt, Men's, L/S	15-1/2-34/35 R-A	8405016834210	Shirt, Men's, L/S	18-32/33 R-A	8405016834369
Shirt, Men's, L/S	15-1/2-36/37 R-A	8405016834216	Shirt, Men's, L/S	18-34/35 R-A	8405016834373
Shirt, Men's, L/S	16-30/31 R-A	8405016834227	Shirt, Men's, L/S	18-36-37 R-A	8405016834385
Shirt, Men's, L/S	16-32/33 R-A	8405016834232	Shirt, Men's, L/S	18-36-37 T-A	8405016834389
Shirt, Men's, L/S	16-34/35 R-A	8405016834238	Shirt, Men's, L/S	18-38-39 R-A	8405016834390
Shirt, Men's, L/S	16-36/37 R-A	8405016834241	Shirt, Men's, L/S	18-38-39 T-A	8405016834392
Shirt, Men's, L/S	16-36/37 T-A	8405016834242	Shirt, Men's, L/S	18-1/2-3/33 R-A	8405016834412
Shirt, Men's, L/S	16-38/39 T-A	8405016834254	Shirt, Men's, L/S	18-1/2-34/35 R-A	8405016834420
Shirt, Men's, L/S	16-1/2-32/33 R-A	8405016834259	Shirt, Men's, L/S	18-1/2-36/37 R-A	8405016834426
Shirt, Men's, L/S	16-1/2-34/35 R-A	8405016834264	Shirt, Men's, L/S	18-1/2-36/37 T-A	8405016834428
Shirt, Men's, L/S	16-1/2-36/37 R-A	8405016834267	Shirt, Men's, L/S	18-1/2-38/39 R-A	8405016834431
Shirt, Men's, L/S	16-1/2-36/37 T-A	8405016834269	Shirt, Men's, L/S	18-1/2-38/39 T-A	8405016834435
Shirt, Men's, L/S	16-1/2-38/39 T-A	8405016834274	Shirt, Men's, L/S	19-34/35 R-C	8405016833425
Shirt, Men's, L/S	17-32-33 R-A	8405016834296	Shirt, Men's, L/S	19-36/37 R-A	8405016834466
Shirt, Men's, L/S	17-34-35 R-A	8405016834303	Shirt, Men's, L/S	19-36/37 T-A	8405016834468
Shirt, Men's, L/S	17-36-37 R-A	8405016834330	Shirt, Men's, L/S	19-38/39 T-A	8405016834473
Shirt, Men's, L/S	17-36-37 T-A	8405016834333	Shirt, Men's, L/S	19-1/2-34/35 R-A	8405016894626
Shirt, Men's, L/S	17-38-39 R-A	8405016834335	Shirt, Men's, L/S	19-1/2-36/37 R-A	8405016894632
Shirt, Men's, L/S	17-38-39 T-A	8405016834338	Shirt, Men's, L/S	19-1/2-36/37 T-A	8405016834504
Shirt, Men's, L/S	17-1/2-32/33 R-A	8405016834347	Shirt, Men's, L/S	19-1/2-38/39 T-A	8405016834506
Shirt, Men's, L/S	17-1/2-34/35 R-A	8405016834350	Shirt, Men's, L/S	20-34/35 R-A	8405016894634
Shirt, Men's, L/S	17-1/2-36/37 R-A	8405016834352	Shirt, Men's, L/S	20-36/37 R-A	8405016894636
Shirt, Men's, L/S	17-1/2-36/37 T-A	8405016834353	Shirt, Men's, L/S	20-36/37 T-A	8405016834513
Shirt, Men's, L/S	17-1/2-38/39 R-A	8405016834354	Shirt, Men's, L/S	20-38/39 TA	8405016834516

**Table FVII. NSNs for Men's Shirt, Short Sleeve, Enlisted -
Classic and Athletic**

Nomenclature	Size	NSN	Nomenclature	Size	NSN
Classic			Athletic		
Shirt, Men's, S/S	13-1/2 R-C	8405016832284	Shirt, Men's, S/S	15-1/2 R-A	8405016832522
Shirt, Men's, S/S	14 R-C	8405016832279	Shirt, Men's, S/S	15-1/2 T-A	8405016832525
Shirt, Men's, S/S	14-1/2 R-C	8405016832287	Shirt, Men's, S/S	16 R-A	8405016832567
Shirt, Men's, S/S	14-1/2 T-C	8405016832288	Shirt, Men's, S/S	16 T-A	8405016832566
Shirt, Men's, S/S	15 R-C	8405016832292	Shirt, Men's, S/S	16-1/2 R-A	8405016832574
Shirt, Men's, S/S	15 T-C	8405016832293	Shirt, Men's, S/S	16-1/2 T-A	8405016832575
Shirt, Men's, S/S	15-1/2 R-C	8405016832295	Shirt, Men's, S/S	17 R-A	8405016832579
Shirt, Men's, S/S	15-1/2 T-C	8405016832297	Shirt, Men's, S/S	17 T-A	8405016832581
Shirt, Men's, S/S	16 R-C	8405016832299	Shirt, Men's, S/S	17-1/2 R-A	8405016832582
Shirt, Men's, S/S	16 T-C	8405016832301	Shirt, Men's, S/S	17-1/2 T-A	8405016832583
Shirt, Men's, S/S	16-1/2 R-C	8405016832304	Shirt, Men's, S/S	18 R-A	8405016832585
Shirt, Men's, S/S	16-1/2 T-C	8405016832308	Shirt, Men's, S/S	18 T-A	8405016832586
Shirt, Men's, S/S	17 R-C	8405016832310	Shirt, Men's, S/S	18-1/2 R-A	8405016832588
Shirt, Men's, S/S	17 T-C	8405016832316	Shirt, Men's, S/S	18-1/2 T-A	8405016832591
Shirt, Men's, S/S	17-1/2 R-C	8405016832319	Shirt, Men's, S/S	19 R-A	8405016832594
Shirt, Men's, S/S	17-1/2 T-C	8405016832320	Shirt, Men's, S/S	19 T-A	8405016832595
Shirt, Men's, S/S	18 R-C	8405016832324	Shirt, Men's, S/S	19-1/2 R-A	8405016896913
Shirt, Men's, S/S	18 T-C	8405016832325	Shirt, Men's, S/S	19-1/2 T-A	8405016832599
Shirt, Men's, S/S	18-1/2 R-C	8405016832327	Shirt, Men's, S/S	20 R-A	8405016896918
Shirt, Men's, S/S	18-1/2 T-C	8405016832330	Shirt, Men's, S/S	20 T-A	8405016832601
Shirt, Men's, S/S	19 R-C	8405016832333			
Shirt, Men's, S/S	19 T-C	8405016832335			
Shirt, Men's, S/S	19-1/2 R-C	8405016894611			
Shirt, Men's, S/S	19-1/2 T-C	8405016894613			
Shirt, Men's, S/S	20 R-C	8405016894614			
Shirt, Men's, S/S	20 T-C	8405016894617			

Table FVIII. NSNs for Men's Shoes

Nomenclature	Size	NSN	Nomenclature	Size	NSN
Shoes, Men's	5D	8430016862368	Shoes, Men's	10C	8430016837167
Shoes, Men's	5E	8430016862373	Shoes, Men's	10D	8430016837168
Shoes, Men's	5 3E	8430016862379	Shoes, Men's	10E	8430016837169
Shoes, Men's	5-1/2D	8430016862374	Shoes, Men's	10 3E	8430016837171
Shoes, Men's	5-1/2E	8430016862375	Shoes, Men's	10-1/2C	8430016837173
Shoes, Men's	5-1/2 3E	8430016894599	Shoes, Men's	10-1/2D	8430016837179
Shoes, Men's	6D	8430016836996	Shoes, Men's	10-1/2E	8430016837181
Shoes, Men's	6E	8430016836997	Shoes, Men's	10-1/2 3E	8430016837192
Shoes, Men's	6 3E	8430016837000	Shoes, Men's	11C	8430016837194
Shoes, Men's	6-1/2D	8430016837009	Shoes, Men's	11D	8430016837197
Shoes, Men's	6-1/2E	8430016837012	Shoes, Men's	11E	8430016837199
Shoes, Men's	6-1/2 3E	8430016837016	Shoes, Men's	11 3E	8430016837203
Shoes, Men's	7D	8430016837023	Shoes, Men's	11-1/2C	8430016837205
Shoes, Men's	7E	8430016837028	Shoes, Men's	11-1/2D	8430016837206
Shoes, Men's	7 3E	8430016837047	Shoes, Men's	11-1/2E	8430016837207
Shoes, Men's	7-1/2C	8430016837060	Shoes, Men's	11-1/2 3E	8430016837209
Shoes, Men's	7-1/2D	8430016837065	Shoes, Men's	12C	8430016837210
Shoes, Men's	7-1/2E	8430016837066	Shoes, Men's	12D	8430016837211
Shoes, Men's	7-1/2 3E	8430016837101	Shoes, Men's	12E	8430016837215
Shoes, Men's	8C	8430016837104	Shoes, Men's	12 3E	8430016837217
Shoes, Men's	8D	8430016837106	Shoes, Men's	12-1/2C	8430016842665
Shoes, Men's	8E	8430016837107	Shoes, Men's	12-1/2D	8430016842667
Shoes, Men's	8 3E	8430016837110	Shoes, Men's	12-1/2E	8430016842669
Shoes, Men's	8-1/2D	8430016837116	Shoes, Men's	13C	8430016837223
Shoes, Men's	8-1/2E	8430016837117	Shoes, Men's	13D	8430016837226
Shoes, Men's	8-1/2 3E	8430016837120	Shoes, Men's	13E	8430016837225
Shoes, Men's	9C	8430016837125	Shoes, Men's	13 3E	8430016837231
Shoes, Men's	9D	8430016837127	Shoes, Men's	13-1/2D	8430016842684
Shoes, Men's	9E	8430016837130	Shoes, Men's	14D	8430016837232
Shoes, Men's	9 3E	8430016837133	Shoes, Men's	14E	8430016837235
Shoes, Men's	9-1/2C	8430016837134	Shoes, Men's	15D	8430016837238
Shoes, Men's	9-1/2D	8430016837158	Shoes, Men's	15E	8430016837240
Shoes, Men's	9-1/2E	8430016837159	Shoes, Men's	16D	8430016862377
Shoes, Men's	9-1/2 3E	8430016837164	Shoes, Men's	16E	8430016862378

Table FIX. NSNs for Coat, All-Weather, Men's

Nomenclature	Size	NSN		Nomenclature	Size	NSN
Coat, All-Weather, Men's	30S	8405016838982		Coat, All-Weather, Men's	42XS	8405016840106
Coat, All-Weather, Men's	30R	8405016838997		Coat, All-Weather, Men's	42S	8405016840107
Coat, All-Weather, Men's	32XS	8405016838998		Coat, All-Weather, Men's	42R	8405016840112
Coat, All-Weather, Men's	32S	8405016838999		Coat, All-Weather, Men's	42L	8405016840114
Coat, All-Weather, Men's	32R	8405016839001		Coat, All-Weather, Men's	42XL	8405016840115
Coat, All-Weather, Men's	32L	8405016839004		Coat, All-Weather, Men's	44S	8405016840122
Coat, All-Weather, Men's	34XS	8405016839006		Coat, All-Weather, Men's	44R	8405016840123
Coat, All-Weather, Men's	34S	8405016839007		Coat, All-Weather, Men's	44L	8405016840124
Coat, All-Weather, Men's	34R	8405016839009		Coat, All-Weather, Men's	44XL	8405016840125
Coat, All-Weather, Men's	34L	8405016839010		Coat, All-Weather, Men's	46S	8405016840126
Coat, All-Weather, Men's	34XL	8405016839011		Coat, All-Weather, Men's	46R	8405016840128
Coat, All-Weather, Men's	36XS	8405016840053		Coat, All-Weather, Men's	46L	8405016840129
Coat, All-Weather, Men's	36S	8405016840056		Coat, All-Weather, Men's	46XL	8405016840130
Coat, All-Weather, Men's	36R	8405016840058		Coat, All-Weather, Men's	48S	8405016840133
Coat, All-Weather, Men's	36L	8405016840060		Coat, All-Weather, Men's	48R	8405016840134
Coat, All-Weather, Men's	36XL	8405016840065		Coat, All-Weather, Men's	48L	8405016840136
Coat, All-Weather, Men's	38XS	8405016840068		Coat, All-Weather, Men's	48XL	8405016840138
Coat, All-Weather, Men's	38S	8405016840070		Coat, All-Weather, Men's	50S	8405016840139
Coat, All-Weather, Men's	38R	8405016840092		Coat, All-Weather, Men's	50R	8405016840141
Coat, All-Weather, Men's	38L	8405016840093		Coat, All-Weather, Men's	50L	8405016840142
Coat, All-Weather, Men's	38XL	8405016840094		Coat, All-Weather, Men's	52S	8405016840164
Coat, All-Weather, Men's	40XS	8405016840096		Coat, All-Weather, Men's	52R	8405016840165
Coat, All-Weather, Men's	40S	8405016840098		Coat, All-Weather, Men's	52L	8405016840166
Coat, All-Weather, Men's	40R	8405016840100		Coat, All-Weather, Men's	54R	8405016859133
Coat, All-Weather, Men's	40L	8405016840102		Coat, All-Weather, Men's	54L	8405016859135
Coat, All-Weather, Men's	40XL	8405016840105				

APPENDIX G

NATIONAL STOCK NUMBERS (NSNs)

FOR WOMEN'S AGSU ITEMS

Table GI. NSNs for Women's Belted Coat

Nomenclature	Size	NSN	Nomenclature	Size	NSN
Coat, Women's	4JP	8410016831945	Coat, Women's	10MR	8410016831999
Coat, Women's	6JP	8410016831946	Coat, Women's	10MT	8410016832001
Coat, Women's	8JP	8410016831947	Coat, Women's	12MP	8410016832003
Coat, Women's	8JR	8410016853101	Coat, Women's	12MR	8410016832005
Coat, Women's	10JP	8410016831948	Coat, Women's	12MT	8410016832006
Coat, Women's	10JR	8410016831949	Coat, Women's	14MP	8410016832007
Coat, Women's	10JT	8410016831952	Coat, Women's	14MR	8410016832009
Coat, Women's	12JP	8410016831951	Coat, Women's	14MT	8410016832008
Coat, Women's	12JR	8410016831953	Coat, Women's	16MP	8410016832010
Coat, Women's	12JR	8410016831955	Coat, Women's	16MR	8410016832011
Coat, Women's	14JP	8410016831959	Coat, Women's	16MT	8410016832012
Coat, Women's	14JR	8410016831960	Coat, Women's	18MR	8410016832025
Coat, Women's	14JT	8410016831965	Coat, Women's	18MT	8410016832026
Coat, Women's	14JXT	8410016831964	Coat, Women's	18MXT	8410016832027
Coat, Women's	16JP	8410016831967	Coat, Women's	20MR	8410016832029
Coat, Women's	16JR	8410016831968	Coat, Women's	20MT	8410016832046
Coat, Women's	16JT	8410016831969	Coat, Women's	22MT	8410016832052
Coat, Women's	18JP	8410016866251	Coat, Women's	6WR	8410016832064
Coat, Women's	18JR	8410016831971	Coat, Women's	8WR	8410016832078
Coat, Women's	18JT	8410016866314	Coat, Women's	10WP	8410016832099
Coat, Women's	20JP	8310016866313	Coat, Women's	10WR	8410016832103
Coat, Women's	20JR	8410016831972	Coat, Women's	10WT	8410016832104
Coat, Women's	20JT	8410016866337	Coat, Women's	12WP	8410016832105
Coat, Women's	22JP	8410016866312	Coat, Women's	12WR	8410016832106
Coat, Women's	22JR	8410016831983	Coat, Women's	12WT	8410016832108
Coat, Women's	22JT	8410016866311	Coat, Women's	14WP	8410016832114
Coat, Women's	24JR	8410016866315	Coat, Women's	14WR	8410016832115
Coat, Women's	26JR	8410016866318	Coat, Women's	14WT	8410016832119
Coat, Women's	4MP	8410016831985	Coat, Women's	16WP	8410016832122
Coat, Women's	6MP	8410016831987	Coat, Women's	16WR	8410016832125
Coat, Women's	6MR	8410016831988	Coat, Women's	16WT	8410016832127
Coat, Women's	6MT	8410016831990	Coat, Women's	18WR	8410016832129
Coat, Women's	8MP	8410016831991	Coat, Women's	18WT	8410016832130
Coat, Women's	8MR	8410016831993	Coat, Women's	18WXT	8410016832131
Coat, Women's	8MT	8410016831994	Coat, Women's	20WR	8410016832132
Coat, Women's	10MP	8410016831996	Coat, Women's	20WT	8410016832133

Table GII. NSNs for Women's Slacks

Nomenclature	Size	NSN	Nomenclature	Size	NSN
Women's Slacks	4JP	8410016837929	Women's Slacks	18MR	8410016838390
Women's Slacks	6JP	8410016837935	Women's Slacks	18MT	8410016838392
Women's Slacks	8JP	8410016837937	Women's Slacks	20MR	8410016838408
Women's Slacks	10JP	8410016837940	Women's Slacks	20MT	8410016838413
Women's Slacks	10JR	8410016838019	Women's Slacks	22MR	8410016838414
Women's Slacks	10JT	8410016837942	Women's Slacks	22MT	8410016838416
Women's Slacks	12JP	8410016837944	Women's Slacks	24MR	8410016838420
Women's Slacks	12JR	8410016838023	Women's Slacks	24MT	8410016838419
Women's Slacks	12JT	8410016838025	Women's Slacks	26MR	8410016838421
Women's Slacks	14JP	8410016838028	Women's Slacks	26MT	8410016838423
Women's Slacks	14JR	8410016838032	Women's Slacks	26WP	8410016838427
Women's Slacks	14JT	8410016838036	Women's Slacks	26WR	8410016838428
Women's Slacks	16JP	8410016838037	Women's Slacks	26WT	8410016838429
Women's Slacks	16JR	8410016838038	Women's Slacks	8WP	8410016838431
Women's Slacks	16JT	8410016838043	Women's Slacks	8WR	8410016838434
Women's Slacks	18JR	8410016838045	Women's Slacks	8WT	8410016838437
Women's Slacks	18JT	8410016838046	Women's Slacks	10WP	8410016838438
Women's Slacks	20JR	8410016838047	Women's Slacks	10WR	8410016838440
Women's Slacks	22JR	8410016838052	Women's Slacks	10WT	8410016838441
Women's Slacks	4MP	8410016838055	Women's Slacks	12WP	8410016838442
Women's Slacks	4MR	8410016838056	Women's Slacks	12WR	8410016838445
Women's Slacks	6MP	8410016838057	Women's Slacks	12WT	8410016837943
Women's Slacks	6MR	8410016838059	Women's Slacks	14WP	8410016838448
Women's Slacks	6MT	8410016838060	Women's Slacks	14WR	8410016838450
Women's Slacks	8MP	8410016838066	Women's Slacks	14WT	8410016838451
Women's Slacks	8MR	8410016838068	Women's Slacks	16WP	8410016838454
Women's Slacks	8MT	8410016838071	Women's Slacks	16WR	8410016838455
Women's Slacks	10MP	8410016838073	Women's Slacks	16WT	8410016838458
Women's Slacks	10MR	8410016838074	Women's Slacks	18WP	8410016838457
Women's Slacks	10MT	8410016838078	Women's Slacks	18WR	8410016838460
Women's Slacks	12MP	8410016838082	Women's Slacks	18WT	8410016838461
Women's Slacks	12MR	8410016838084	Women's Slacks	20WP	8410016837990
Women's Slacks	12MT	8410016838088	Women's Slacks	20WR	8410016838462
Women's Slacks	14MP	8410016838331	Women's Slacks	20WT	8410016838464
Women's Slacks	14MR	8410016838334	Women's Slacks	22WR	8410016838463
Women's Slacks	14MT	8410016838379	Women's Slacks	22WT	8410016837991
Women's Slacks	16MP	8410016838384	Women's Slacks	24WR	8410016838465
Women's Slacks	16MR	8410016838385	Women's Slacks	24WT	8410016838466
Women's Slacks	16MT	8410016838389	Women's Slacks	26WT	8410016838467

Table GIII. NSNs for Women's Shirt, Overblouse, Long Sleeve, Enlisted

Nomenclature	Size	NSN
Women's Overblouse, L/S	4P	8410016836990
Women's Overblouse, L/S	4R	8410016837008
Women's Overblouse, L/S	4T	8410016837027
Women's Overblouse, L/S	6P	8410016837037
Women's Overblouse, L/S	6R	8410016837038
Women's Overblouse, L/S	8P	8410016837042
Women's Overblouse, L/S	8R	8410016837041
Women's Overblouse, L/S	8T	8410016837046
Women's Overblouse, L/S	10P	8410016837052
Women's Overblouse, L/S	10R	8410016837053
Women's Overblouse, L/S	10T	8410016837057
Women's Overblouse, L/S	12P	8410016837059
Women's Overblouse, L/S	12R	8410016837292
Women's Overblouse, L/S	12T	8410016837293
Women's Overblouse, L/S	12XT	8410016837294
Women's Overblouse, L/S	14P	8410016837296
Women's Overblouse, L/S	14R	8410016837297
Women's Overblouse, L/S	14T	8410016837298
Women's Overblouse, L/S	14XT	8410016837300
Women's Overblouse, L/S	16P	8410016837301
Women's Overblouse, L/S	16R	8410016837302
Women's Overblouse, L/S	16T	8410016837303
Women's Overblouse, L/S	16XT	8410016897053
Women's Overblouse, L/S	18P	8410016837304
Women's Overblouse, L/S	18R	8410016837307
Women's Overblouse, L/S	18T	8410016837308
Women's Overblouse, L/S	18XT	8410016897055
Women's Overblouse, L/S	20P	8410016837309
Women's Overblouse, L/S	20R	8410016837315
Women's Overblouse, L/S	20T	8410016837316
Women's Overblouse, L/S	20XT	8410016897056
Women's Overblouse, L/S	22P	8410016837318
Women's Overblouse, L/S	22R	8410016837319
Women's Overblouse, L/S	22T	8410016837320
Women's Overblouse, L/S	22XT	8410016897057
Women's Overblouse, L/S	24R	8410016837321
Women's Overblouse, L/S	24XT	8410016897058
Women's Overblouse, L/S	26R	8410016837323
Women's Overblouse, L/S	26XT	8410016897059

Table GIV. NSNs for Women's Shirt, Overblouse, Short Sleeve, Enlisted

Nomenclature	Size	NSN
Women's Overblouse, S/S	4P	8410016834938
Women's Overblouse, S/S	4R	8410016834939
Women's Overblouse, S/S	4T	8410016834941
Women's Overblouse, S/S	6P	8410016834942
Women's Overblouse, S/S	6R	8410016834943
Women's Overblouse, S/S	8P	8410016834944
Women's Overblouse, S/S	8R	8410016834945
Women's Overblouse, S/S	8T	8410016834946
Women's Overblouse, S/S	10P	8410016834949
Women's Overblouse, S/S	10R	8410016834951
Women's Overblouse, S/S	10T	8410016834964
Women's Overblouse, S/S	12P	8410016834966
Women's Overblouse, S/S	12R	8410016834967
Women's Overblouse, S/S	12T	8410016834970
Women's Overblouse, S/S	12XT	8410016834972
Women's Overblouse, S/S	14P	8410016834973
Women's Overblouse, S/S	14R	8410016834975
Women's Overblouse, S/S	14T	8410016834974
Women's Overblouse, S/S	14XT	8410016834976
Women's Overblouse, S/S	16P	8410016834977
Women's Overblouse, S/S	16R	8410016834982
Women's Overblouse, S/S	16T	8410016834980
Women's Overblouse, S/S	16XT	8410016897066
Women's Overblouse, S/S	18P	8410016834983
Women's Overblouse, S/S	18R	8410016834984
Women's Overblouse, S/S	18T	8410016834985
Women's Overblouse, S/S	18XT	8410016897070
Women's Overblouse, S/S	20P	8410016834986
Women's Overblouse, S/S	20R	8410016834988
Women's Overblouse, S/S	20T	8410016834990
Women's Overblouse, S/S	22P	8410016834991
Women's Overblouse, S/S	20XT	8410016897072
Women's Overblouse, S/S	22R	8410016834993
Women's Overblouse, S/S	22XT	8410016897073
Women's Overblouse, S/S	22T	8410016834994
Women's Overblouse, S/S	24R	8410016834995
Women's Overblouse, S/S	24XT	8410016897074
Women's Overblouse, S/S	26R	8410016834996
Women's Overblouse, S/S	26XT	8410016897076

Table GV. NSNs for Women's Shoes

Nomenclature	Size	NSN	Nomenclature	Size	NSN
Shoes, Women's	4M	8435016836435	Shoes, Women's	8-1/2W	8435016836610
Shoes, Women's	4W	8435016836437	Shoes, Women's	8-1/2EW	8435016836613
Shoes, Women's	4-1/2M	8435016836463	Shoes, Women's	9N	8435016836614
Shoes, Women's	4-1/2W	8435016836467	Shoes, Women's	9M	8435016836615
Shoes, Women's	5M	8435016836472	Shoes, Women's	9W	8435016836616
Shoes, Women's	5W	8435016836474	Shoes, Women's	9EW	8435016836618
Shoes, Women's	5-1/2N	8435016836480	Shoes, Women's	9-1/2N	8435016836620
Shoes, Women's	5-1/2M	8435016836483	Shoes, Women's	9-1/2M	8435016836621
Shoes, Women's	5-1/2W	8435016836484	Shoes, Women's	9-1/2W	8435016836622
Shoes, Women's	6N	8435016836491	Shoes, Women's	9-1/2W	8435016836623
Shoes, Women's	6M	8435016836494	Shoes, Women's	10M	8435016836625
Shoes, Women's	6W	8435016836496	Shoes, Women's	10W	8435016836627
Shoes, Women's	6EW	8435016836499	Shoes, Women's	10EW	8435016836628
Shoes, Women's	6-1/2N	8435016836508	Shoes, Women's	10-1/2M	8435016862387
Shoes, Women's	6-1/2M	8435016836514	Shoes, Women's	10-1/2W	8435016862392
Shoes, Women's	6-1/2W	8435016836520	Shoes, Women's	11M	8435016836632
Shoes, Women's	6-1/2W	8435016836523	Shoes, Women's	11W	8435016836634
Shoes, Women's	7N	8435016836525	Shoes, Women's	11EW	8435016836636
Shoes, Women's	7M	8435016836524	Shoes, Women's	11-1/2N	8435016863725
Shoes, Women's	7W	8435016836526	Shoes, Women's	11-1/2M	8435016862393
Shoes, Women's	7EW	8435016836529	Shoes, Women's	11-1/2W	8435016862396
Shoes, Women's	7-1/2N	8435016836531	Shoes, Women's	11-1/2EW	8435016863727
Shoes, Women's	7-1/2M	8435016836532	Shoes, Women's	12M	8435016836639
Shoes, Women's	7-1/2W	8435016836536	Shoes, Women's	12W	8435016836641
Shoes, Women's	7-1/2W	8435016836539	Shoes, Women's	12-1/2M	8435016862398
Shoes, Women's	8N	8435016836601	Shoes, Women's	12-1/2W	8435016862399
Shoes, Women's	8M	8435016836602	Shoes, Women's	13M	8435016862400
Shoes, Women's	8W	8435016836604	Shoes, Women's	13W	8435016863730
Shoes, Women's	8EW	8435016836605	Shoes, Women's	13EW	8435016894394
Shoes, Women's	8EN	8435016863716	Shoes, Women's	13-1/2M	8435016862402
Shoes, Women's	8-1/2N	8435016836607	Shoes, Women's	13-1/2W	8435016894392
Shoes, Women's	8-1/2M	8435016836608	Shoes, Women's	14M	8435016862403

Table GVI. NSNs for Women's All-Weather Coat

Nomenclature	Size	NSN		Nomenclature	Size	NSN
Coat, All-Weather, Women's	4S	8410016838832		Coat, All-Weather, Women's	14L	8410016838857
Coat, All-Weather, Women's	4R	8410016838833		Coat, All-Weather, Women's	14XL	8410016838858
Coat, All-Weather, Women's	4L	8410016838836		Coat, All-Weather, Women's	16S	8410016839100
Coat, All-Weather, Women's	6S	8410016838837		Coat, All-Weather, Women's	16R	8410016839102
Coat, All-Weather, Women's	6R	8410016838838		Coat, All-Weather, Women's	16L	8410016839104
Coat, All-Weather, Women's	6L	8410016838839		Coat, All-Weather, Women's	16XL	8410016839103
Coat, All-Weather, Women's	8S	8410016838840		Coat, All-Weather, Women's	18S	8410016839105
Coat, All-Weather, Women's	8R	8410016838841		Coat, All-Weather, Women's	18R	8410016839107
Coat, All-Weather, Women's	8L	8410016838842		Coat, All-Weather, Women's	18L	8410016839108
Coat, All-Weather, Women's	10S	8410016838843		Coat, All-Weather, Women's	18XL	8410016839109
Coat, All-Weather, Women's	10R	8410016838844		Coat, All-Weather, Women's	20S	8410016839110
Coat, All-Weather, Women's	10L	8410016838845		Coat, All-Weather, Women's	20R	8410016839112
Coat, All-Weather, Women's	12S	8410016838849		Coat, All-Weather, Women's	20L	8410016839113
Coat, All-Weather, Women's	12R	8410016838851		Coat, All-Weather, Women's	20XL	8410016839114
Coat, All-Weather, Women's	12L	8410016838852		Coat, All-Weather, Women's	22R	8410016839115
Coat, All-Weather, Women's	12XL	8410016838854		Coat, All-Weather, Women's	22L	8410016839116
Coat, All-Weather, Women's	14S	8410016838853		Coat, All-Weather, Women's	22XL	8410016839117
Coat, All-Weather, Women's	14R	8410016838855		Coat, All-Weather, Women's	24R	8410016859836
				Coat, All-Weather, Women's	26R	8410016859841

APPENDIX H

NATIONAL STOCK NUMBERS (NSNs)

FOR UNISEX AGSU ITEMS

Table HI. NSNs for Necktie

Nomenclature	Size	NSN
Necktie	R	8440016846367
Necktie	S	8440016846372

Table HII. NSNs for Belt w/Clip and Buckle

Belt w/clip		
Nomenclature	Size	NSN
Belt w/clip	33	8440016839172
Belt w/clip	35	8440016839240
Belt w/clip	39	8440016839242
Belt w/clip	45	8440016839245
Belt w/clip	49	8440016839244
Brass Buckle		
Brass Buckle	1-1/4 inch	8315016839267

Table HIII. NSNs for Garrison Cap

Nomenclature	Size	NSN
Cap, Garrison	6-3/8	8405016835732
Cap, Garrison	6-1/2	8405016835741
Cap, Garrison	6-5/8	8405016835737
Cap, Garrison	6-3/4	8405016835734
Cap, Garrison	6-7/8	8405016835736
Cap, Garrison	7	8405016835745
Cap, Garrison	7-1/8	8405016835750
Cap, Garrison	7-1/4	8405016835752
Cap, Garrison	7-3/8	8405016835753
Cap, Garrison	7-1/2	8405016835755
Cap, Garrison	7-5/8	8405016835756
Cap, Garrison	7-3/4	8405016835757
Cap, Garrison	7-7/8	8405016835758
Cap, Garrison	8	8405016835760

Table HIV. NSNs for Socks

Nomenclature	Size	NSN
Socks, Unisex	XX-Small (XS)	8440016837644
Socks, Unisex	X-Small (SM)	8440016837645
Socks, Unisex	Small (S)	8440016837648
Socks, Unisex	Medium (M)	8440016837649
Socks, Unisex	Large (L)	8440016837652

Table HV. NSNs for Gloves

Nomenclature	Size	NSN
Gloves, Leather	XX-Small (XXS)	8440016837751
Gloves, Leather	X-Small (XS)	8440016837753
Gloves, Leather	Small (S)	8440016837756
Gloves, Leather	Medium (M)	8440016837758
Gloves, Leather	Large (L)	8440016837759
Gloves, Leather	X-Large (XL)	8440016837760
Gloves, Leather	XX-Large (XXL)	8440016837762

APPENDIX I
SUGGESTED SOURCES
FOR COMPONENTS
OF AGSU

The following are known sources for Various Components of the Army Green Service Uniform (AGSU):

1. **Thread**: The thread shall conform A-A-50199; Polyester Core, Cotton- or Polyester-Covered. The following is a potential source for the threads:

American & Efird LLC, POC: Ms. Sherry Smith, Telephone No. (704) 951-2713, email: sherry.smith@elevatetextiles.com

For use on men's and women's coats: Heritage Green564
For use on trousers, slacks and skirts: Heritage Taupe 565
For use on the men's and women's: Heritage Tan 566

2. **Braid**: The cord edge braid for the garrison cap shall be 1/4 - 5/16-inches wide and shall conform to the requirements specified in GL-PD-19012; Braid, Textile, Cord Edge - NSN 8315016850474. The following is a known (certified) source for the braid:

ELC Industries, 56 Bethpage Drive, Hicksville, NY 11801, POC: Mr. David Ludmar, Telephone No. (516) 932-6900, email: dave@shopelc.com

3. **Cloth, Uniform Fabric (Coat)**: The cloth for the men's and women's coats and garrison caps shall conform to Class 1 of GL-PD-19007; Cloth, Elastique, Polyester/Wool, Heritage Green 564 - NSN 8305016840919. The following are potential sources for the fabric:

Elevate Textiles, Burlington Industries, LLC, 804 Green Valley Road, Suite 300, Greensboro, NC 27408, POC: Mr. Ashley Bullock, Telephone No. (336) 379-2131, email: Ashley.Bullock@elevatetextiles.com

American Woolen, 8 Furnace Avenue, Stafford Springs, CT 06076, POC: Ms. Jennifer Knight, Telephone No. (860) 684-2766 x102, email: Jennifer.Knight@americanwoolen.com

4. **Cloth, Uniform Fabric (Trousers/Slacks)**: The cloth for the men's trousers, women's slacks and women's skirt shall conform to Class 1 of GL-PD-19008; Cloth, Gabardine, Polyester/Wool, Heritage Taupe 565 - NSN 8305016841022. The following are potential sources for the fabric:

Elevate Textiles, Burlington Industries, LLC, 804 Green Valley Road, Suite 300, Greensboro, NC 27408, POC: Mr. Ashley Bullock, Telephone (336) 379-2131, email: Ashley.Bullock@elevatetextiles.com

American Woolen, 8 Furnace Avenue, Stafford Springs, CT 06076, POC: Ms. Jennifer Knight, Telephone No. (860) 684-2766 x102, email: Jennifer.Knight@americanwoolen.com

5. **Cloth, Shirts**: The cloth for the men's and women's shirts shall conform to Class 2 of GL-PD-19010 - Cloth, Oxford or Plain Weave Cotton and Polyester, Heritage Tan 566 - NSN 8305016840199. The following are potential sources for the fabric:

Milliken & Co, 920 Milliken Rd, M159, Spartanburg, SC 29304, POC: Mr. Erik E. Cobham, Telephone No. (864) 680-1462, email: erik.cobham@milliken.com
Carlisle, 3863 Carlisle-Chester Highway, Carlisle, SC 29031, POC: Mr. Sean Benninghoff, Telephone No. (336) 379-2698, email: Sean.Benninghoff@elevatetextiles.com

6. **Cloth, Necktie Fabric:** The cloth for the neckties shall conform to Class 1 of GL-PD-19009; Cloth, Tropical: Plain Weave, Polyester/Wool, Heritage Green 564 - NSN 8305016839656. The following is a potential source for the fabric:

Elevate Textiles, Burlington Industries, LLC, 804 Green Valley Road, Suite 300, Greensboro, NC 27408, POC: Mr. Ashley Bullock, Telephone No. (336) 379-2131, email: Ashley.Bullock@elevatetextiles.com

7. **Buttons, plastic.** The plastic buttons for the various AGSU items shall conform to the shades specified below. The following is a potential source for the buttons:

US Button/EMSIG Corp., 328 Kennedy Drive, Putnam. CT 06260, POC: Ms. Sandra Barrows, Telephone No. (860) 928-2707, X207, email: sbarrows@usbutton.com

a. Men's and Women's Dress Coats and Men's and Women's All-Weather coats shall match Heritage Green 564 - Shade M3722.

b. Men's and Women's Trousers and Slacks shall match Heritage Taupe 564 - Shade M2439.

c. Men's and women's Dress Shirts shall match Heritage Tan 566 - Shade M2339.

8. **Buttons, antique.** The antique buttons for the men's and women's coats shall conform to MIL-B-3461 in the sizes specified below. The following is a potential source for the buttons:

Waterbury Button, 1855 Peck Lane, Cheshire, CT 06410, POC: Mr. Chris Keenan, Telephone No. (800) 431-4433, X318, email: ckeenan@ogstech.com

a. 25L - Item No. 1-16650-2599-10422

b. 30L - Item No. 1-16650-3098-10422

c. 36L - Item No. 1-16650-3698-10422