


**BY ORDER OF THE SECRETARY
OF THE AIR FORCE**

SPACE FORCE INSTRUCTION 36-2903

14 AUGUST 2025



Personnel

**DRESS AND PERSONAL
APPEARANCE OF MILITARY
PERSONNEL**

COMPLIANCE WITH THIS PUBLICATION IS MANDATORY

ACCESSIBILITY: This publication is available for downloading or ordering on the e-Publishing website at www.e-Publishing.af.mil

RELEASABILITY: There are no releasability restrictions on this publication

OPR: SF/S1PP

Certified by: SAF/MR

Pages: 114

This instruction implements Department of the Air Force Policy Directive (DAFPD) 36-29, *Military Standards*. It provides responsibilities and standards for dress and personal appearance of all Space Force personnel and, consistent with Department of the Air Force Instruction (DAFI) 52-201, *Religious Freedom in the Department of the Air Force*, provides guidance for religious accommodation requests. This publication applies to civilian and contract employees and uniformed members of the United States Space Force (USSF) and retired and separated ¹personnel. This instruction requires the collection and or maintenance of information protected by the Privacy Act of 1974 authorized by Department of Defense Directive (DoDD) 5400.11, *DoD Privacy Program*. The applicable System of Record Notice (SORN) DoD-0020, Military Human Resource Records and T7333, *Integrated Automated Travel System (IATS)*, is available at <http://dpcl.d.defense.gov/Privacy/SORNs/>. Vigilance is required to protect Controlled Unclassified Information (CUI) when submitting or sending nominations, applications, or other documents to DoD agencies through government internet, software applications, systems, e-mail, postal, faxing, or scanning. Ensure all records generated as a result of processes prescribed in this publication adhere to Air Force Instruction 33-322, *Records Management and Information Governance Program*, and are disposed in accordance with the Air Force Records Disposition Schedule, which is located in the Air Force Records Information Management System. Refer recommended changes and questions about this publication to the OPR using DAF Form 847, *Recommendation for Change of Publication*; route DAF Forms 847 from the field through the appropriate functional chain of command. This publication may be supplemented at any level, but all supplements that directly implement this publication must be routed to the Office of Primary

Responsibility (OPR) for coordination, and all Field Command (FLDCOM)-level supplements must be approved by the Human Resource Management Strategic Board (HSB) prior to certification and approval. The authorities to waive delta/unit level requirements in this publication are identified with a tier (e.g., “T-0, T-1, T-2, T-3”) number following the compliance statement. See DAFMAN 90-161, *Publishing Processes and Procedures*, for a description of the authorities associated with the tier numbers. Submit requests for waivers through the chain of command to the appropriate tier waiver approval authority, or alternately, to SF/S1 as appropriate for non-tiered compliance items. The use of the name or mark of any specific manufacturer, commercial product, commodity, or service in this publication does not imply endorsement by the Department of the Air Force. Failure to obey paragraph [3.2.1](#), [3.2.1.1](#), [3.2.2](#), or [3.4](#) constitutes a violation of Article 92(1), Uniform Code of Military Justice (UCMJ).

Chapter 1—GENERAL INFORMATION	8
1.1. Basic Philosophy.....	8
1.2. When to Wear the Space Force Uniform.	8
1.3. Optional Uniform Wear.	9
1.4. When Uniform is Not Authorized for Wear.	10
1.5. Acquiring Uniform Items.....	11
Chapter 2—ROLES AND RESPONSIBILITIES	12
2.1. Chief of Space Operations (CSO).....	12
2.2. Chief Master Sergeant of the Space Force (CMSSF).	12
2.3. Deputy Chief of Space Operations for Personnel (SF/S1).....	12
2.4. Military Policy and Management (SF/S1P).	12
2.5. Military Compensation Policy (SF/S1PA).....	12
2.6. Military, Force Management Policy (SF/S1PP).	12
2.7. Space Force Accessions and Training (SF/S1PT).	12
2.8. Office of Change Management (SF/DS OCM).....	12
2.9. Air Force Materiel Command Logistics, Civil Engineering, and Nuclear Integration Directorate (AFMC/A4/10).	12
2.10. FLDCOM, Combatant Command (CCMD), and Theater Commanders.	12
2.11. Army and Air Force Exchange Service (AAFES).	13
2.12. Defense Logistics Agency (DLA).	13
2.13. DRU and FOA Commanders.	13
2.14. Delta Commanders or Equivalent.	13
2.15. Force Support Squadron.	13

2.16.	Commander (on G-Series Orders) or Equivalent.....	13
2.17.	Supervisor.	14
2.18.	Guardian Individual Responsibilities.....	14
Chapter 3—GROOMING AND APPEARANCE STANDARDS		16
3.1.	Personal Grooming Standards.....	16
Figure 3.1.	Male – Unauthorized Hair Examples.....	17
Figure 3.2.	Female – Unauthorized Hair Examples.	17
Figure 3.3.	How to Measure Hair Bulk.	18
Figure 3.4.	Male Hair Standards Examples.....	18
Figure 3.5.	Cut, Clipped, or Shaved Part.....	19
Figure 3.6.	Mustache.	19
Figure 3.7.	Shaving Waiver Example.	20
Figure 3.8.	Female Hair Examples.....	21
Figure 3.9.	Female Hair Accessories.....	21
Figure 3.10.	Authorized Female Hair Styles Examples of Locs, Braids, and Cornrows.	22
Figure 3.11.	Ponytail/Braid Length.....	22
Figure 3.12.	Authorized and Unauthorized Nail Polish Colors (Not All-Inclusive).....	23
Figure 3.13.	Authorized and Unauthorized Eyelash Extension Examples.....	24
3.2.	Tattoos/Brands/Body Markings.	24
Figure 3.14.	Neck Tattoo Approved Location.	26
3.3.	Body Piercing/Ornamentation.	27
3.4.	Alteration/Modification.	27
Chapter 4—DRESS UNIFORMS		28
4.1.	Formal and Mess Dress Uniforms.	28
4.2.	Formal and Mess Dress Uniform Accoutrements (Male and Female).	30
4.3.	Semi-Formal Dress Uniform.....	31
4.4.	Semi-Formal Dress Uniform Accoutrements (Male and Female).	31
Figure 4.1.	Male and Female Semi-Formal Dress Uniform.....	32
Figure 4.2.	Male Mess Dress Uniform.	33
Figure 4.3.	Female Mess Dress Uniform.	33
4.5.	Service Dress Uniform (Class A and B – Male and Female).	33
Figure 4.4.	Officer Rank Insignia Placement on Epaulet.....	34
Figure 4.5.	Enlisted Rank Placement.	35

Figure 4.6.	Distinguished Lapel Insignia on Service Dress Uniform.....	36
Figure 4.7.	U.S. Collar Insignia.	36
Figure 4.8.	Space Force Hexagonal Name Tag.....	36
Figure 4.9.	Service Coat Button.	37
Figure 4.10.	Male Service Dress Uniform (Example Configurations).....	37
Figure 4.11.	Female Service Dress Uniform (Example Configurations).	38
4.6.	Male Blue Shirt and Female Blouse (Class A and B).....	38
4.7.	Male Blue Shirt and Female Blouse Accoutrements.	39
4.8.	Trousers, Slacks, Skirt (Class A and B).....	40
Figure 4.12.	Male Long Sleeve Blue Shirt.	41
Figure 4.13.	Male Short Sleeve Shirt.	41
Figure 4.14.	Female Long Sleeve Blue Blouse.	42
Figure 4.15.	Female Short Sleeve Blue Blouse.....	42
Figure 4.16.	Officer Rank Insignia.....	42
Figure 4.17.	Enlisted Rank Insignia.	43
Chapter 5—OCP UNIFORMS		44
5.1.	The Operational Camouflage Pattern (OCP), Male and Female.....	44
Figure 5.1.	Enlisted Rank (OCP rank insignia).....	45
Figure 5.2.	OCP American Flag Patch.	47
Figure 5.3.	USSF Patch.	48
Table 5.1.	Authorized Mission Tabs (Right Sleeve).....	50
Chapter 6—MATERNITY UNIFORMS		53
6.1.	Maternity Mess Dress (Figure 6.1) and Semi-Formal Dress Uniform (Figure 6.2).	53
6.2.	Maternity Mess Dress and Semi-Formal Dress Accoutrements.	53
6.3.	Maternity Service Dress Uniform (Class A and Class B).....	54
6.4.	Maternity Service Dress Uniform (Class A and Class B) Accoutrements.....	54
Figure 6.1.	Maternity Mess Dress Uniform.	55
Figure 6.2.	Maternity Semi-Formal Dress Uniform.....	56
Figure 6.3.	Maternity Service Dress Uniform (Jumper) Class A (long sleeve) and Class B (short sleeve with jumper).	56
Figure 6.4.	Maternity Service Dress Uniform (without Jumper) Class B.	56
6.5.	Maternity OCP Uniforms.....	56
Figure 6.5.	Maternity Operational Camouflage Pattern Uniform.	57

6.6.	Physical Training Gear.	58
Chapter 7—OUTER GARMENTS, HEADGEAR, RANK INSIGNIA, AND ACCESSORIES		59
7.1.	Outer Garments.	59
Figure 7.1.	Space Force Logo for Lightweight Blue Jacket.	60
Figure 7.2.	Lightweight Blue Jacket (Male and Female).	61
Figure 7.3.	Gen III, Level VI OCP Jacket.	62
Figure 7.4.	Coyote Brown Fleece Jacket.	63
Figure 7.5.	N3B Cold Weather Parka.	64
Figure 7.6.	Gen III, Level VII Parka.	64
7.2.	Headgear.	65
Figure 7.7.	Service Cap Badge.	65
Figure 7.8.	Service Cap and Insignia.	66
Figure 7.9.	Rank Placement Example Male and Female Flight Caps.	67
Figure 7.10.	Rank Placement on OCP Cap.	68
7.3.	Jewelry, Eyewear, Electronic Devices, Bags, Backpacks, Cold Weather, and Other Accessories.	68
Figure 7.11.	Authorized and Unauthorized Watch Colors (Not All-Inclusive).	69
Figure 7.12.	Authorized and Unauthorized Sunglass Lens Colors (Not All-Inclusive).	70
7.4.	Footwear.	73
7.5.	Undergarments.	74
Chapter 8—PHYSICAL TRAINING GEAR		75
8.1.	Physical Training Gear (PTG).	75
Figure 8.1.	Physical Training Gear (PTG) and PTG Running Suit.	75
Chapter 9—DISTINCTIVE UNIFORMS, ITEMS AND EQUIPMENT		78
9.1.	Organizational Clothing and Equipment.	78
9.2.	Informal Uniform.	78
Figure 9.1.	Informal Uniform.	79
9.3.	Miscellaneous Uniforms.	79
Chapter 10—RELIGIOUS ACCOMMODATION		81
10.1.	See DAFI 52-201, Religious Freedom In The Department of The Air Force.	81
10.2.	Dress and Appearance Waivers.	81

10.3.	The Guardian's home station Delta, Field Command, Field Operating Agency (FOA), and Direct Reporting Unit (DRU) Directors (O-6/GS-15 and above).....	81
10.4.	All approved religious accommodations should.	81
Figure 10.1.	Hijab.	82
Figure 10.2.	Beard.	83
Figure 10.3.	Turban/Under Turban.	84
Chapter 11—BADGES AND SPECIALTY INSIGNIAS		85
11.1.	Badges.	85
11.2.	Placement of Badges.	85
11.3.	Placement of Duty and Miscellaneous Badges.	86
Figure 11.1.	Male Service Dress Duty Badge Configuration Examples.	88
Figure 11.2.	Female Service Dress Duty Badge Configuration Examples.	88
11.4.	Duty Badges and Special Insignias.	90
Figure 11.3.	Headquarters Space Force Staff Identification Badge.	91
Figure 11.4.	Gold Star Lapel Button and Next of Kin Lapel Button.	93
Figure 11.5.	Gold Star Lapel Button on Service and Mess Dress Coat Lapel.	93
11.5.	Occupational, Qualification or Skill Badges.	93
11.6.	Additional Badge Information.	94
11.7.	Establishing a New Occupational Badge, Patch, or Tab.	94
11.8.	Mission Area Identifier Tabs.	95
Chapter 12—AWARDS, DECORATIONS, AND BADGES		96
12.1.	Wear Instructions.	96
12.2.	Foreign Decorations.	96
12.3.	Sister-Service Military Awards.	96
12.4.	U.S. Non-Military Decorations and Service Awards.	97
12.5.	Wear of Awards and Decorations by Retirees and Honorably Discharged Veterans.	97
12.6.	Description of Medals and Ribbons.	97
12.7.	Devices on Medals and Ribbons.	97
12.8.	Placement of Medals on Civilian Dress Coat or Jacket.	98
Chapter 13—RETIRED AND SEPARATED PERSONNEL		99
13.1.	Retired Personnel.	99
13.2.	Medal of Honor Recipients.	99

13.3. Separated Space Force Personnel.	99
Chapter 14—UNIFORM POLICY CHANGES	101
14.1. Supplements.....	101
14.2. Space Force Uniform Board (SFUB).....	101
14.3. Out-of-Cycle Request.	102
14.4. Functional Clothing Items.....	102
14.5. Exception to Policy.....	102
14.6. Test Uniforms.	102
Attachment 1—GLOSSARY OF REFERENCES AND SUPPORTING INFORMATION	103
Attachment 2—PAST, PRESENT AND FUTURE PHASEOUT DATES FOR UNIFORM ITEMS	107
Attachment 3—RIBBON ARRANGEMENT, DEVICES, AND ORDER OF PRECEDENCE	108

Chapter 1

GENERAL INFORMATION

1.1. Basic Philosophy.

1.1.1. The Space Force philosophy is maintaining a professional military appearance through a standardized and distinctive uniform; pride in personal appearance, and maintaining a standard of neatness, cleanliness, safety, uniformity, and military image. These five elements of the Space Force uniform philosophy, the views of Guardians, the American public, international partners, and adversaries are also key considerations influencing the Dress and Appearance standards and policy.

1.1.2. Pride in a Guardian's personal appearance and uniform greatly enhances the professionalism and esprit-de-corps essential to an effective military force. Guardians must maintain high standards, to include in wear of their uniform and personal appearance. The image of a disciplined and committed Guardian instills confidence in a Guardian's military readiness, lethality, and warfighting prowess.

1.1.3. Guardians are expected to exercise good judgment and demonstrate leadership by maintaining a professional appearance at all times. Adherence to these standards contributes to a positive and productive work environment. Any dress or personal appearance standards not specifically authorized in this publication are prohibited. Leaders are expected to set the example and uphold these standards, providing guidance and mentorship to their teams.

1.1.4. Guardians have a responsibility to keep their uniform clean, pressed (see [Chapter 5](#) for Operational Camouflage Pattern (OCP) Uniforms) and in good repair. Members are responsible for knowing authorized uniform combinations and the correct placement of ribbons, insignia, badges, and all other items outlined in this instruction.

1.1.5. Commanders do not have the authority to waive dress, grooming, and appearance standards, except as identified within this instruction.

1.1.6. It is every Guardian's responsibility, regardless of position or rank, to adhere to and enforce the dress and appearance standards prescribed in this instruction. Failure to obey the mandatory provisions in this instruction constitutes a violation of Article 92(1), UCMJ—failure to obey lawful general order or regulation. Violations may also result in administrative disciplinary action without regard to otherwise applicable criminal or civil sanctions for violations of related laws.

1.2. When to Wear the Space Force Uniform.

1.2.1. Except when authorized to wear civilian clothes, Guardians will wear the appropriate Space Force uniform while performing military duties. Name tapes/tags will reflect the member's legal last name as spelled on the military identification card and may include diacritical accents and hyphens. If a diacritical accent is used, all letters will be the same height (e.g., PEÑA SANCHEZ, LEWIS-MILES, or MÜLLER).

1.2.2. Guardians assigned to non-Space Force organizations will wear the Space Force equivalent of the uniform prescribed. For example, if the non-Space Force organization prescribes a utility uniform as the uniform of the day, assigned Guardians will wear the OCP uniform.

1.2.3. Guardians attending a military event, either social or official, must wear the appropriate uniform or civilian attire as directed by this instruction or directed by the commander.

1.2.4. Optional uniform items may be worn at the discretion of a Guardian, within the parameters of approved wear, unless uniformity is required, as set forth in [paragraph 2.14.5](#) of this instruction. Commanders will not direct the wear of optional items unless they are provided at no cost to Guardians.

1.2.5. While attending a course of military instruction conducted by the Army, Navy, Air Force, Space Force, or Marine Corps, a civilian, in accordance with Title 10 United States Code Section 772, *When wearing by persons not on active duty authorized*, may wear the Space Force uniform equivalent to the uniform prescribed by that armed force if the wear of such uniform is authorized by the Secretary of the Air Force (SecAF) or sister service equivalent. If worn, civilians will conform to the same standards of appearance, practices, and conduct in uniform prescribed for military members.

1.2.6. An instructor or member of the organized cadet corps of a university or college, public high school, or an educational institution with a course of military instruction may wear a Space Force uniform with distinctive insignia prescribed by the SecAF. The uniform will not include rank insignia the same as, or similar to, those prescribed for officers in the Space Force or other military services.

1.2.7. Temporary or Frocked Rank. Under normal circumstances, early pinning (commonly referred to as frocking) is not authorized. However, when it is essential to effectively perform duties in the higher grade—exceptions may be approved

1.2.7.1. Chief Master Sergeant frocking is done in accordance with SPFI 36-2502, *Enlisted Guardian Promotion and Demotion Programs*.

1.2.7.2. Commissioned Officers frocking is done in accordance with DAFI 36-2501, *Officer Promotions and Selective Continuation*.

1.2.8. Authorized headgear will be worn while outdoors unless in an area designated as a “no hat” area by the Installation Commander. **Note:** All DAF Child and Youth Program facilities, including Child Development Centers, School Age Care facilities, and Youth Development Center areas are designated as “no-hat, no-salute” areas.

1.2.9. While portraying a member of the Space Force, an actor in a theatrical or motion-picture production may wear the uniform of the Space Force if the portrayal does not tend to discredit the Armed Forces. Refer to 10 USC § 772.

1.3. Optional Uniform Wear.

1.3.1. Travel. When traveling in an official or unofficial capacity on commercial air, in Continental United States (to include Alaska and Hawaii), the service dress uniform (Class A), blues uniform (Class B), or OCP uniform may be worn, as appropriate.

1.3.1.1. When traveling in an official capacity on commercial air overseas, Guardians should consult the Department of Defense Foreign Clearance Guide before traveling in uniform.

1.3.1.2. If departing from and arriving at a military airfield via government aircraft or contracted United States government commercial flights, any authorized uniform is permitted, with the exception of the Physical Training Gear (PTG).

1.3.1.3. Those choosing to wear civilian clothing in lieu of a uniform during official travel will ensure it is neat, clean, and appropriate for the mode of travel and destination. Examples of inappropriate clothing include ripped, torn, frayed, or patched clothing, tank tops, extremely short shorts/skirts, undergarments worn as outer garments, bathing suits, and any garments which are revealing or contain obscene, profane, or lewd words or drawings.

1.3.2. OCPs or any combination of the service dress uniform is authorized while attending off duty education conducted off a military installation.

1.3.3. OCPs or any combination of the service dress uniform is authorized while on leave status.

1.3.4. Guardians not on sustained duty may wear the appropriate uniform to military ceremonies, social functions, and informal gatherings that are military in nature. They may also wear their uniform when traveling as a passenger on a military aircraft.

1.4. When Uniform is Not Authorized for Wear.

1.4.1. Meetings or gatherings of, or sponsored by, an organization, association, movement, or group that the Attorney General of the United States has named as totalitarian, fascist, communist or subversive or as having adopted a policy of advocating or approving the commission of acts of force or violence to deny others their rights under The Constitution of the United States, or as seeking to alter the form of Government of the United States by unconstitutional means.

1.4.2. When participating in activities such as unofficial public speeches, interviews, picket lines, marches, rallies, or any public demonstration, which may imply Space Force sanction of the cause for which the demonstration or activity is conducted.

1.4.3. Public meetings, demonstrations, marches, rallies, or interviews if the purpose may be to advocate, express or approve opposition to the Armed Forces of the United States or discredit the Armed Forces.

1.4.4. Guardians will not wear the uniform upon discharge for bad conduct, undesirability, unsuitability, inaptitude, or other than honorable conditions.

1.4.5. While furthering political activities, private employment, or commercial interest.

1.4.6. While working in an off-duty, civilian capacity.

1.4.7. While participating in civilian court proceedings when the conviction would bring discredit to the Space Force.

1.4.8. Unless prescribed in this instruction, no combination of civilian and military clothing or uniform items e.g., rank insignia, cap devices, badges, and other United States or Space Force insignia, devices, buttons, etc. may be worn ***Exception:*** Tie tacks and lapel pins are authorized with business attire.

1.4.9. While dining off base where most diners wear business attire or at establishments that primarily serve alcoholic beverages.

1.4.10. During official or unofficial travel when using frequent flyer miles to purchase or upgrade to business or first class.

1.5. Acquiring Uniform Items. The Army and Air Force Exchange Service (AAFES) Military Clothing Sales Stores (MCSS) are the only authorized retail providers. Individual Equipment Elements or contract equivalents, as applicable, may also issue uniform items. No other suppliers are approved for organizational/unit purchases for required uniform items, unless authorized by this instruction. Optional uniform items such as backpacks, briefcases, pumps, purses, etc., may be procured from commercial vendors, in keeping with the standards prescribed in this instruction.

1.5.1. Officers. Procure and maintain all items necessary to meet standards of dress for assigned duties and mission requirements.

1.5.2. Enlisted Guardians. Procure and maintain all mandatory clothing items listed in DAFI 36-3012, *Military Entitlements*.

1.5.3. Civilian Clothing Allowance. Officer and Enlisted Guardians may request a civilian clothing allowance, in accordance with DAFI 36-3012, when assigned official duties that require wear of civilian clothing, as required by compelling circumstances, such as safety or security.

Chapter 2

ROLES AND RESPONSIBILITIES

2.1. Chief of Space Operations (CSO). The approval authority for uniforms or changes to Space Force uniforms, unless delegated to the Vice Chief of Space Operations (VCSO).

2.2. Chief Master Sergeant of the Space Force (CMSSF). The Senior Enlisted Advisor to the CSO for dress and personal appearance matters affecting enlisted Guardians; Serves as Vice Chairman of the Space Force Uniform Board (SFUB).

2.3. Deputy Chief of Space Operations for Personnel (SF/S1). Establishes dress and personal appearance policy; serves as Chair of the SFUB or appoints a designee; responsible decision authority on all dress and appearance religious accommodation requests, in accordance with DAFI 52-201, *Religious Freedom In the Department of the Air Force*, non-tiered requirements and exception to policy or waiver requests within this instruction. (**Note:** DAFI 90-160, *Publications and Forms Management*, commander's approval of non-tiered requirements does not apply to this SPFI.)

2.4. Military Policy and Management (SF/S1P). Develops policies for managing military personnel. This includes providing guidance on uniforms and grooming standards, to ensure that all military Guardians present a professional and consistent image.

2.5. Military Compensation Policy (SF/S1PA). Office of Primary Responsibility (OPR) for clothing allowances for Space Force Personnel.

2.6. Military, Force Management Policy (SF/S1PP). OPR for dress and appearance policy and guidance.

2.7. Space Force Accessions and Training (SF/S1PT). OPR for military recruiting and accessions.

2.8. Office of Change Management (SF/DS OCM). OPR for uniform development, design, and wear testing.

2.9. Air Force Materiel Command Logistics, Civil Engineering, and Nuclear Integration Directorate (AFMC/A4/10). Acquires new uniform items for the inventory, monitors the supply and provides a HQ AFMC focal point to manage the acquisition process of new and altered uniform items.

2.10. FLDCOM, Combatant Command (CCMD), and Theater Commanders. May supplement this instruction with dress and personal appearance guidance specific to the command, in accordance with this instruction and approved by SF/S1P.

2.10.1. Theater commanders prescribe the dress and appearance standards for their respective theater of operations.

2.10.2. Authorize wear of functional clothing with service uniforms (Class B).

2.10.3. Authorize wear of civilian clothing on-duty and standardizes clothing by activity.

2.10.4. Prescribes wear of rank insignia, unit emblems, etc. on organizational or functional clothing.

2.10.5. Determines acceptable off-base wear for all uniforms not specified in this instruction.

2.11. Army and Air Force Exchange Service (AAFES). Distributes uniform clothing apparel and accessories through local Military Clothing Sales Stores.

2.12. Defense Logistics Agency (DLA). DLA Troop Support procures, stores, and supplies wholesale stocks of clothing and textile materials.

2.13. DRU and FOA Commanders. May supplement the FLDCOM, CCMD, or if appropriate, this SPFI (e.g. Space Force Basic Military Training), with guidance specific to the DRU, or FOA.

2.14. Delta Commanders or Equivalent. May supplement the FLDCOM dress and appearance instruction with installation specific guidance, as approved by the FLDCOM.

2.14.1. Authorizes specific guidance on wear of functional clothing with service uniforms (Class B) approved by the FLDCOM commander.

2.14.2. Coordinates guidance with tenant deltas or units.

2.14.3. Prohibits offensive civilian clothes and offensive personal grooming based on legal, safety, sanitary grounds and/or contrary to good order and discipline.

2.14.4. Requires protective or reflective items for safety considerations, when appropriate.

2.14.5. Authorizes wear of standard organizational clothing approved for Operational Safety, Suitability and Effectiveness by AFMC.

2.14.6. Provides required organizational or functional items directed for wear at no cost to enlisted Guardians.

2.14.7. Processes organizational or functional clothing items requests in accordance with Air Force Instruction (AFI) 23-101, *Material Management Policy*. Provides optional items directed for wear at no cost to officers.

2.14.8. Prescribes wear of uniform during sporting events.

2.14.9. Serves as delegated approval authority for dress and appearance religious accommodation requests as outlined in [paragraph 10.3](#) of this instruction.

2.15. Force Support Squadron. Base-level OPR for this instruction and all applicable supplements. Assists commanders or designated representatives in interpreting this instruction and all applicable supplements. Assists members with exception to policy requests.

2.16. Commander (on G-Series Orders) or Equivalent. All references to commander authority, throughout this instruction, includes civilian leaders as authorized by public law and the UCMJ.

2.16.1. Enforces dress and personal appearance standards in accordance with DoD and Space Force instructions for wear of military uniforms or civilian clothes when authorized to be worn on-duty. Commander's discretion will be used to determine if individuals are within standards of this instruction and provide guidance when standards are reasonably unclear.

2.16.2. Ensures uniform items are consistent and standardized throughout the organization. To maintain uniformity and good order, commanders determine their members' compliance and understanding of this instruction.

2.16.3. May authorize wear of civilian clothing on-duty per DAFI 36-3012.

2.16.4. Prohibits wear of offensive civilian clothing on a military installation or while on-duty representing the DAF or the DoD. Consult with the serving legal office for any concerns regarding such policy.

2.16.5. May prohibit wear of optional items during formations, ceremonies, or other events when uniformity is required.

2.16.6. May mandate wear of additional clothing options if provided at no cost to the member.

2.16.7. Will not waive dress and appearance, including personal grooming standards.

2.16.7.1. Will ensure Guardians who receive a Duty Limiting Condition (AF Form 422 or 469) are counseled and/or provided written instructions on duties and responsibilities as outlined in AFI 48-133, *Duty Limiting Conditions*.

2.16.7.2. For AF Form 469 actions that do not limit mobility, the commander is not required to sign the form and may delegate these requirements to the unit first sergeant.

2.16.7.3. For AF Form 469 actions that limit mobility, the commander must sign the AF Form 469 prior to release to the Guardian.

2.17. Supervisor. Will set the example and be knowledgeable of uniform and personal grooming and appearance standards. Supervisors may perform uniform inspections to ensure Guardians comply with this instruction and all applicable supplements and take appropriate corrective action when Guardians do not meet standards.

2.18. Guardian Individual Responsibilities. It is each Guardian's individual duty and personal obligation to maintain a neat, clean appearance and professional military image while wearing the uniform.

2.18.1. Procure, maintain, and properly wear all mandatory uniform items per DAFI 36-3012.

2.18.2. Must always adhere to this instruction and supplement(s), unless authorized an approved waiver, exception to policy, or accommodation. While assigned to another military service's installation and when standards are more restrictive than DAF, Guardians will comply with local order of dress. Temporary duty personnel will comply with local policies established at each temporary duty location, within DAF standards.

2.18.3. Ensure uniform items and civilian clothing (in official capacity) are maintained, clean, and in serviceable condition (that is, not frayed, worn out, torn, faded, patched, etc.), correct in design and specifications, and fit properly. Zip, snap, or button all uniform items unless otherwise prescribed by this instruction. Guardians may tailor uniform clothing to improve fit but not alter the style.

2.18.4. Complies with grooming standards while in uniform and when authorized and/or directed to wear civilian clothing in an official capacity in lieu of uniform.

2.18.5. Addresses violations of uniform and appearance standards by other DAF members in a professional manner.

2.18.6. When in uniform or civilian attire (in an official capacity), Guardians will not engage in public displays of affection including, but not limited to, holding hands (except when holding a young child's hand), walking arm-in-arm, embracing, caressing, and kissing. Public displays of affection are inappropriate as they violate a long-standing custom of the service and may be service discrediting since indiscriminate displays of affection detract from the professional military image the DAF intends to project to the public. Brief displays of affection, such as a modest kiss or embrace, may be permitted in situations where physical contact is commonly accepted etiquette such as weddings, graduations, promotions, or retirement ceremonies; and upon departure for or return from deployments.

2.18.7. When in uniform or civilian attire while in an official capacity the following actions are *prohibited* while walking or in a formation, including organized or unit physical training.

Note: Members should also consult AFI 34-1201, *Protocol*, for protocol, customs, and courtesies.

2.18.7.1. Will not smoke or use smokeless products when in uniform in other than designated smoking areas.

2.18.7.2. Will not consume food while walking in uniform. Beverage consumption is authorized. Commanders may authorize food consumption while walking in uniform during special functions. Military customs and courtesies take precedence.

Chapter 3

GROOMING AND APPEARANCE STANDARDS

3.1. Personal Grooming Standards. This chapter outlines personal grooming standards while wearing any Space Force uniform or civilian clothing in an official capacity. Commander's discretion will be used to determine if individual's personal grooming is within standards of this instruction. The personal grooming standards listed are minimum standards that represent common appearance matters and are not all-inclusive. Supervisors have the responsibility to determine compliance with this SPFI and to take corrective action for violations to ensure compliance and promote good order and discipline.

3.1.1. Hair. Will maintain a neat and orderly appearance. Hair will be styled in a way that does not exceed the established length and bulk standards and will not interfere with the proper wear and fit of headgear, helmet, or chemical mask. All hairstyles must conform to safety requirements and uniform standards. Will *not* contain excessive amounts of grooming aids (e.g., gel, mousse, pomade, or moisturizer), appear lopsided, touch either eyebrow (**Exception:** female bangs), or end below an imaginary line across the forehead at the top of the eyebrows that is parallel to the ground. If applied, any hair color treatment must result in natural hair colors, present a natural appearance and be complementary to facial hair e.g., eyebrows, lashes, beards (if authorized for medical or religious reasons), etc. Examples of natural hair colors are brown, blonde, brunette, natural red, gray, or black. All Guardians are authorized to wear natural color hair regardless of their natural born hair color, but when highlighted or frosted, the colors must blend naturally. **Example:** Hair colors may be displayed as a "salt-and-pepper" look as this presents a naturally blended hair color and is, therefore, authorized.

3.1.1.1. Wigs/Hairpieces/Extensions. Are authorized and will meet the same standards required for natural hair, be of good quality, fit properly, and comply with safety, functionality, and professional military standards. If synthetic hair or extensions are added to hair, they will be natural hair colors, and must blend with Guardian's hair, as to not create an unnatural appearance (**Note:** Extensions are prohibited for males). Wigs/Hairpieces/Extensions will *not* be used to cover unauthorized hair styles. Synthetic hair or other materials are *not* authorized when prohibited by safety and mission requirements. Commanders may authorize Guardians to wear plain caps while indoors due to a medical condition (e.g., Alopecia, radiation, and/or chemotherapy), such caps must be of a single color, without ornamentation, frills/ruffles, or include excess fabric that extends down the back. Appropriate headgear is still required while outdoors. **Note:** Head scarves are not authorized.

3.1.1.2. Unauthorized Hair Colors. Hair will not be burgundy, purple, orange, fluorescent, or neon (not all inclusive). Ombre (a gradual lightening or darkening along the lengths of the hair) or black hair with blonde highlights and blonde hair with black are unnatural in appearance and not authorized for wear. Other unauthorized examples include instances where hair and facial hair drastically contrast.

3.1.1.3. Unauthorized Styles: Mohawk, mullet, or etched design. Other cultural or societal trends that reasonably appear unnatural or that display vastly different shades of natural colors, regardless of the universally applied name. Males only: locs, coils, braids, twists, designs, and/or hair extensions are not authorized; see [Figure 3.1](#) for examples. Females only: Partially shaved sides and/or back of the head with long hair on the top (requiring the wear of a ponytail, bun, or braid) is prohibited. See [Figure 3.2](#) for examples of unauthorized hairstyles.


Figure 3.1. Male – Unauthorized Hair Examples.



Figure 3.2. Female – Unauthorized Hair Examples.



3.1.2. Hair (**Male**). Tapered appearance on both sides and the back of the head, both with and without headgear so that when viewed from any angle the member's hair conforms to the shape of the head, curving inward to the natural termination point without eccentric directional flow, twists, or spiking. A block-cut is permitted with tapered appearance. Hair will not exceed 2 ½ inches in bulk, regardless of length and 1/4-inch at natural termination point; allowing only closely cut or shaved hair on the back of the neck to touch the collar (see [Figure 3.3](#)). Hair will not protrude under the front band of headgear. Cleanly shaven heads, military high-and-tight, or flattop cuts are authorized. Guardians may have one (cut, clipped, or shaved) front to back, straight-line part, not slanted or curved, on either side of their head, above the temple. Part will not exceed 4-inches length or 1/4-inch width (See [Figure 3.5](#)). See [Figure 3.4](#) for examples of appropriate sideburns, mustache, and male hair standards.

Figure 3.3. How to Measure Hair Bulk.

Bulk is the distance that the mass of hair protrudes from the scalp. It is measured starting at the scalp and outward at a 90 degree angle.

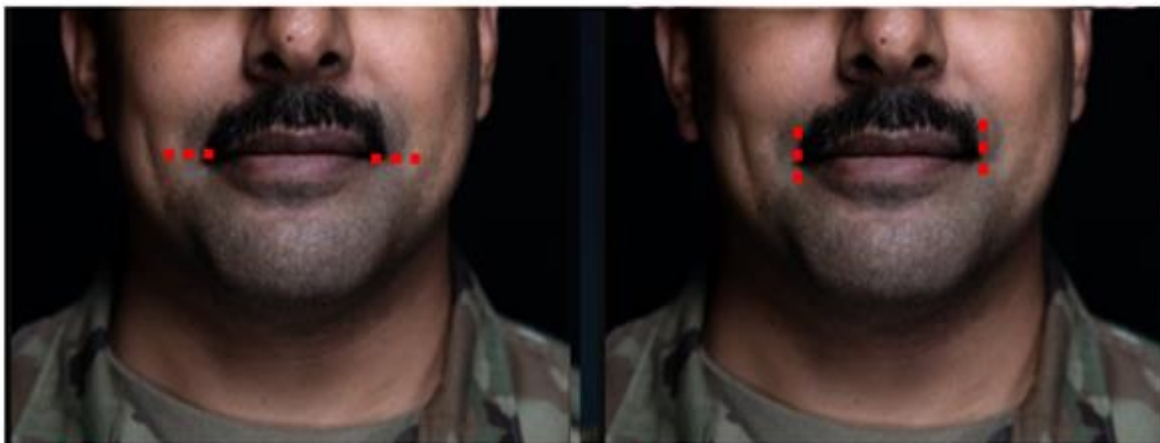
Figure 3.4. Male Hair Standards Examples.

Figure 3.5. Cut, Clipped, or Shaved Part.

Part will not exceed 4 inches in length or 1/4 inch in width.

3.1.2.1. Sideburns. If worn, sideburns will be straight and even width (not flared) and will not extend below the bottom of the orifice of the ear opening. Sideburns will end in a clean-shaven horizontal line. See [Figure 3.4](#).

3.1.2.2. Mustaches. Male members may have mustaches; No portion of the mustache will extend below the lip line of the upper lip. The mustache will not go beyond a horizontal line extending across the corners of the mouth and no more than 1/4-inch beyond a vertical line drawn from the corner of the mouth ([Figure 3.4 and 3.6](#)). Mustaches must present a natural appearance to the Guardian's hair color of the head. Mustache handlebars, twists, curls, and goatee are prohibited.

Figure 3.6. Mustache.

✓ Does not go beyond a horizontal line extending across the corners of the mouth

✓ No more than 1/4-inch beyond vertical line drawn from corner of mouth

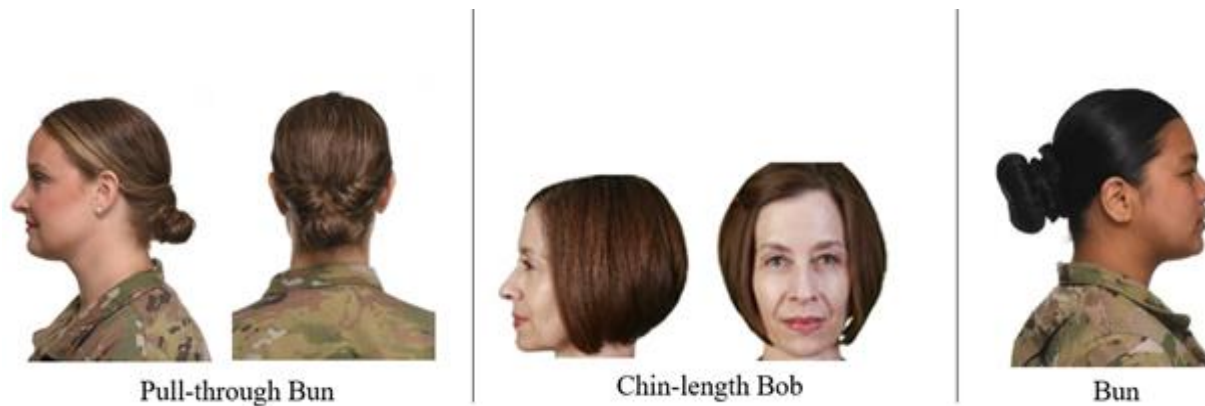
3.1.2.3. Beards. Beards are not authorized unless a Guardian has received an approved medical profile or religious accommodation waiver by an appropriate authority. When granted a shaving profile, members will keep all facial hair trimmed to a uniform length not to exceed 1/4-inch. Individuals with a shaving profile may shave or trim their facial hair to present a neat, clean, professional military image ([Figure 3.7](#)). Members may not overly shave, shape, or taper beard to achieve different styles of beard (e.g., goatees, faded beards, etc. are not authorized). Beards must present a natural appearance to the Guardian's hair color of the head and may not be bleached or dyed. Beard wear authorized for religious reasons is governed by [Chapter 10](#) of this instruction.

Figure 3.7. Shaving Waiver Example.



Facial Hair neatly trimmed to present neat, clean, professional image.

3.1.3. Hair **Female (Male with approved unshorn hair for religious accommodations)**. No minimum hair length, to a maximum bulk of 4-inches from scalp and allows proper wear of headgear. Hair of short to mid-lengths must present a symmetric (around the axis of the head) or tapered appearance when viewed from all angles. Hair will end above the bottom edge of collar and will not extend below an invisible line drawn parallel to the ground, both front to back and side to side unless pulled back and secured or worn in an authorized ponytail or equivalent or long braid(s). When hair is pulled back and secured behind the head (will not be gathered at the crown or worn on the top of the head), radius will not exceed 6-inches to the left or right from the point where the hair is gathered for a total of 12-inches in width, 6-inches in bulk and must allow for proper wear of headgear. For mid to long length hair one or two braids or a single ponytail or equivalent may be worn down the member's back with length not extending below a horizontal line running between the top of each sleeve inseam at the under arm through the shoulder blades. The braid(s), ponytail or equivalent shall extend down the member's back and cannot be worn over the shoulder or pulled in front of the body. Bangs, or side-swiped hair, may touch eyebrows but will not touch or cover eyes. Hair may cover one or both ears. When in doubt, assess the correct length of hair with the Guardian standing in the position of attention. See [Figure 3.8](#)., [Figure 3.10](#), and [Figure 3.11](#) for examples of female hair standards. **Exception:** While wearing the PTG, long hair will be secured but may have loose ends and may extend below a horizontal line running between the top of each sleeve inseam at the under arm through the shoulder blades.

Figure 3.8. Female Hair Examples.

3.1.3.1. Pinned-up hair should be styled in a manner that prevents loose ends from extending upward on the head and may not start at the crown of the head or be worn on the top of the head. When hair is in a bun, the bun must be a single bun without loose ends and must allow for the proper fit and wear of headgear while in uniform, whether or not headgear is being worn at the time.

3.1.3.2. Hair accessories. If worn, hair accessories (e.g., fabric scrunches, hairpins, combs, clips, headbands, elastic bands, barrettes, etc.) must be black or match hair color. Invisible hairnets and hairnets that match hair color are authorized. Headbands or fabric scrunches will not exceed 2-inches in width. Ornaments are *not* authorized (i.e., ribbons, beads, jeweled pins). See [Figure 3.9](#). Hairnets may be worn as required for health or safety reasons. They must be made of natural or synthetic materials and be a solid color that matches or closely resembles the member's hair color. The hairnet must be designed to support and control hair, with sufficient elasticity and grip to prevent hair from coming loose. The hairnet must be free from metal fasteners and have a simple design without excessive ornamentation or embellishments. Hairnets are only authorized when performing related duties as determined by applicable commander.

Figure 3.9. Female Hair Accessories.

3.1.3.3. Locs, braids, twists, micro-braids, French braids, Dutch braids, and cornrows are authorized for females. A braid or twist is two or more portions of interwoven hair. If adding additional hair, it must be a natural-looking color, matching the individual's hair color. Multiple locs, braids, twists or cornrows may come together down the back in one or two braids, or a single ponytail as described in [paragraph 3.1.3](#). Locs, braids, and twists shall maintain a uniform dimension and be tightly interwoven, with a single loc, braid or twist diameter not exceeding 1/2 inch. Natural spacing between each loc, braid, or twist shall be maintained not to exceed 1/4 inch of separation for scalp visibility to achieve a full and professional appearance.

3.1.3.4. A braid/twist must continue to the end of the hair without design and following the contour of the head and may be worn loose or in a secured style within hair standards in [paragraph 3.1.3](#) above. **Exception:** Micro-braids or twists are not required to continue to the end of the hair. See [Figure 3.10](#) for examples of braids, twists, micro-braids.

Figure 3.10. Authorized Female Hair Styles Examples of Locs, Braids, and Cornrows.


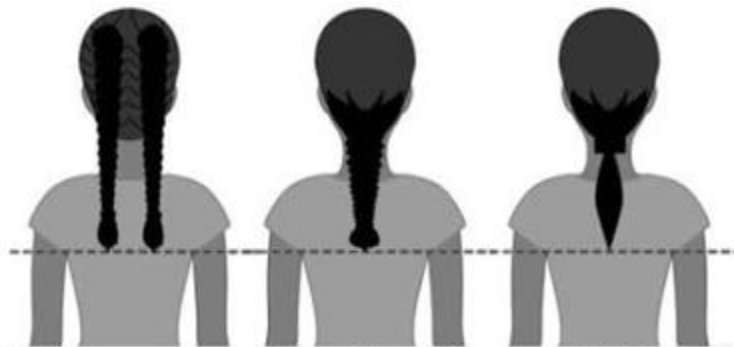


Figure 3.11. Ponytail/Braid Length.



Hair may not extend below line below a running between the top of each sleeve inseam at the under arm through the shoulder blades.

3.1.4. Fingernails. Fingernails must not exceed 1/4-inch in length beyond the tip of the finger and must be clean and well groomed. Fingernails must not interfere with the performance of assigned duties or hinder proper fit of prescribed safety equipment or uniform items. Females may wear nail polish in a single, muted color that does not compromise the uniform's appearance. The following colors are prohibited: gold, silver, black, and fluorescent colors. Nail polish colors should be understated and to not draw attention away from the uniform. Designs, two-tone, or multi-tone colors are not authorized; **Exception:** white-tip French manicures, American Manicures, and natural ombre styles are authorized. **Figure 3.12** provides examples of authorized and unauthorized nail colors.

3.1.4.1. Colored or clear nail (shiny) polish is not authorized for males. Males are only authorized to wear clear matte polish as a protective coat for the purpose of maintaining nail health.

Figure 3.12. Authorized and Unauthorized Nail Polish Colors (Not All-Inclusive).



3.1.5. Cosmetics. Male Guardians are not authorized to wear cosmetics. Inconspicuous concealer is authorized only to cover scars and blemishes. If the concealer is noticeable, it is conspicuous and not authorized. Female Guardians may wear cosmetics that are subtle and understated, such as neutral colors and natural tones; cosmetics should be applied in a manner that is restrained and not excessive. Eyelash extensions, if worn, will be the female Guardian's natural eyelash color, will not exceed 14 millimeters in total length or touch the member's eyebrow, and must present a natural appearance. Eyelash extensions will not hinder wear of protective eye wear or any type of headgear. Lipstick, if worn by female Guardians, will be a natural to moderate red shade, including pink, beige, and blush tones which do not draw attention away from the uniform. Eyeliner, if worn by female Guardians, cannot extend past the corners of eye opening (i.e., winged liner not authorized).

Figure 3.13. Authorized and Unauthorized Eyelash Extension Examples.

3.2. Tattoos/Brands/Body Markings. For purposes of this instruction, a tattoo is defined as a picture, design, or marking made on the skin or other areas of the body by staining it with an indelible dye, or by any other method, including pictures, designs, or markings only detectible or visible under certain conditions (such as ultraviolet or invisible ink tattoos). A brand is defined as a picture, design, or other marking that is burned into the skin or other areas of the body. Body markings are pictures, designs, or other markings as a result of using means other than burning to permanently scar or mark the skin. Failure to obey the mandatory provisions in [paragraphs 3.2.1.,](#)

3.2.1. 1, and 3.2.2 constitutes a violation of Article 92(1), UCMJ—failure to obey lawful general order or regulation.

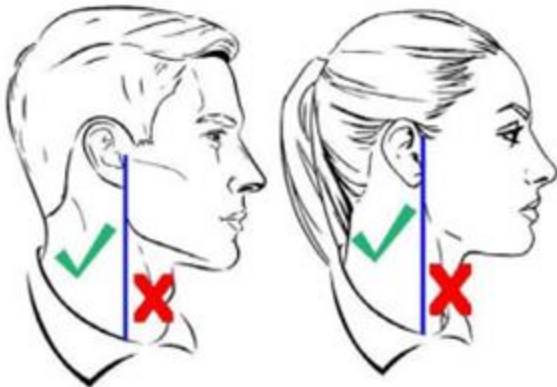
3.2.1. Unauthorized content/locations. Tattoos/brands/body markings will not be on the head, face, tongue, lips, eyes, and scalp, with the exceptions provided by this instruction, section 3.2.3. Cosmetic tattooing. Tattoos/brands/body markings anywhere on the body that are indecent, obscene, commonly associated with gangs, extremist, and/or supremacist organizations, or that advocate sexual, racial, ethnic, or religious discrimination are prohibited on and off duty, whether in uniform or civilian attire. Commanders should contact their servicing Air Force Office of Special Investigations (AFOSI) unit for additional information on potential identification of extremist/gang/hate group, tattoos/brands/body markings. Extremist tattoos/brands/body markings are those affiliated with, depicting, or symbolizing extremist philosophies, organizations, or activities. Sexually discriminative and indecent tattoos/brands/body markings are those that advocate a philosophy that degrades or demeans a person based on sex or is overtly sexual in nature. Racially discriminative tattoos/brands/body markings are those that advocate a philosophy that degrades or demeans a person based on

race, ethnicity, or national origin. Religiously discriminative tattoos/brands/body markings are those that advocate a philosophy that degrades or demeans a person based on religion. Tattoos/brands/body markings with unauthorized content that are prejudicial to good order and discipline, or the content is of a nature that tends to bring discredit upon the Space Force are prohibited both in and out of uniform. Guardians may not cover up tattoos, brands, and/or body markings with bandages or make-up in order to comply with unauthorized content tattoo/brands/body marking policy.

3.2.1.1. Members who have or receive unauthorized content tattoos/brands/body markings are required to initiate tattoo/brand/body marking removal/alteration. At the commander's discretion, members may be seen, on a space and resource available basis, in a DoD medical treatment facility for tattoo/brand/body marking removal at no cost to the member. When DoD resources are not available, members may have the tattoo/brand removed/alterated at their own expense outside of DoD medical treatment facilities. Permissive Temporary Duty is not authorized for this purpose.

3.2.2. Authorized content/locations. Tattoos, brands, and body markings are authorized on the chest and back (below the open collar uniform), arms, legs, feet, hands, and neck. One tattoo, brand, or body marking on the neck is authorized and will not exceed 1-inch in measurement in any direction. The neck tattoo, brand, or body marking will only be placed behind a vertical line at the opening of the ear orifice around the back to a vertical line at the opening of the other ear orifice and includes behind the ear (See [Figure 3.14](#). Ring tattoos, brands, or markings are limited to a single band on one finger of each hand, no more than 3/8-inch in width below the knuckle and above the finger joint (portion closest to the palm). In addition to the ring tattoo, a single tattoo is authorized on each hand; the tattoo will not exceed the size of 1-inch measured in any direction. Hand, arm, leg, neck, and ring tattoos can be exposed and visible while wearing any uniform combination(s). Chest and back tattoos will not be visible through any uniform combination(s) or visible while wearing an open collar uniform. Members may request an exception to policy (ETP) for location or size of tattoos in accordance with [paragraph 14.5](#) prior to receiving applicable tattoo. Approved tattoo, brand, or body marking ETPs will be documented on the DAF Form 4428, *Tattoo/Brand/Body Marking Screening/Verification*. An ETP request for tattoos with unauthorized content will not be considered.

Figure 3.14. Neck Tattoo Approved Location.



3.2.3. Cosmetic tattooing. Tattooing for cosmetic purposes is authorized when directed by licensed, qualified medical personnel to correct a medical condition, illness, or injury for both male and female. When not medically directed, cosmetic tattooing is permitted for females if done to apply permanent facial makeup (i.e., eyebrows, eyeliner) and for male if for permanent cosmetics for scalp only (micropigmentation) to create a natural hair appearance. The cosmetic tattooing must be discreet and blend with the natural skin tone, avoiding any bold or conspicuous designs. The tattooing must also comply with the specific standards outlined in this instruction for personal appearance requirements, including those related to hair, cosmetics, and grooming.

3.2.4. Individuals who are initially accessed must disclose all tattoos, markings, or brands. Those not meeting the above criteria will receive appropriate Air Force Recruiting Service review (AFRS) to determine eligibility to access when tattoos, markings, or brands are questionable for enlistment or appointment. Complete removal or alteration of unauthorized content and/or excessive tattoos/brands/body markings is otherwise required prior to being accessed into the Space Force.

3.2.4.1. The senior waiver authority as defined by the Space Force Accessions and Training Division (SF/SIPT), per [paragraph 3.2.4](#), may allow for individual exceptions to policy to potential Space Force applicants with hand tattoos (anywhere on the hand) that are no more than 25% of the hand. The hand is defined as the end part of a person's arm beyond the wrist, including the palm, fingers, and thumb. All content tattoo restrictions still apply. This authority may be further delegated at the discretion of the Senior Waiver Authority but no lower than Recruiting Squadron Commanders (RCS/CCs) This authority will only be used for exceptionally qualified applicants as determined by the Waiver Authority and is limited to unmanned critical career fields/specialties unable to fill shortages with applicants unless an ETP is granted to the applicant. Exceptionally qualified applicants include those with critical skill sets, degrees, certifications, or experience directly related to the specialty for which they are being considered.

3.2.4.2. Approved hand tattoo ETPs will be documented on the DAF Form 4428, *Tattoo/Brand/Body Marking Screening/Verification*.

3.2.5. Commanders will use this policy in determining the acceptability of tattoos, brands, and body markings displayed by members in uniform.

3.2.6. Per [paragraph 2.16](#), commanders will retain the authority to be more restrictive for covering tattoos, body ornaments and personal grooming based on legal, safety, sanitary, and/or host nation agreements with formal notification to S1P.

3.3. Body Piercing/Ornamentation.

3.3.1. In civilian attire on official duty and in uniform on or off a military installation: with the exception of earrings as listed in [paragraph 7.3.1.1](#), all members are prohibited from attaching, affixing, or displaying objects, articles, jewelry, or ornamentation to or through the ear, nose, tongue, eyebrows, lips, or any exposed body part (includes visible through the uniform).

3.3.2. Dental ornamentation: Teeth, whether natural, capped, or veneered, will not be ornamented with designs, jewels, initials, etc. The use of yellow gold, white gold, or platinum caps (permanent or temporary), merely to add ornamentation to the teeth and not required by dental/medical necessity is prohibited. Waivers are not required for Space Force members or recruits with permanent yellow gold, white gold or platinum caps that were applied as a result of dental/medical necessity. Members with official documentation that they received permanent yellow gold, white gold, or platinum caps which were not applied as a result of dental/medical necessity, prior to 13 June 2011, are exempted. No other dental ornamentation is exempted.

3.4. Alteration/Modification. Intentional alterations and/or modifications to a member's body that result in a visible, physical effect that disfigures, deforms, or otherwise detracts from a professional military image are prohibited. Examples of prohibited conduct include (but are not limited to) tongue splitting or forking, tooth filing, acquiring visible, disfiguring skin implants, and gauging (piercing holes large enough to permit light to shine through). Failure to obey this paragraph constitutes a violation of Article 92(1), UCMJ—failure to obey lawful general order or regulation. Members who intentionally alter and/or modify any part of their bodies in order to achieve a visible, physical effect that disfigures, deforms, or otherwise detracts from a professional military image may be subject to disciplinary action or involuntary separation, as determined appropriate by the member's commander.

Chapter 4

DRESS UNIFORMS

4.1. Formal and Mess Dress Uniforms. The formal and mess dress uniforms are worn for official formal functions and occasions where a white and black-tie tuxedo or evening gown is the civilian equivalent. A name tag is not worn on the formal or mess dress uniforms. The Air Force Mess Dress uniform is optional for Officers until the Space Force Mess Dress is widely available in military clothing sales locations. The Air Force Mess Dress uniform remains optional for enlisted personnel before and after release of Space Force Mess Dress uniform. Officers attending formal events are authorized to wear the semi-formal dress uniform until the release of the Space Force Mess Dress uniform. Enlisted may wear the semi-formal service dress uniform if they do not have a mess dress. Saluting is not required when wearing the formal or mess dress uniforms. The wear instructions that follow apply to the Air Force Mess Dress.

4.1.1. Male Formal and Mess Dress Uniforms ([Figure 4.2.](#)).

4.1.1.1. Coat. The coat will be blue, single-breasted, with a straight back and three “wing and star” buttons on each side of the front of the coat. The coat will have a satin shawl collar and lapels. With arms hanging naturally, semi-fitted sleeves will end 1/4 to 1/2-inch below the wrist. The center of the back of the coat will extend 3 1/2 to 4-inches below the natural waistline. Officers will wear the formal dress coat without silver chain fasteners.

4.1.1.2. Shoulder Boards. Officers will wear shoulder board rank as close to the shoulder seam as possible. General officers will wear a 3/4-inch-wide silver sleeve braid, 3-inches from the end of the sleeve. All other officers will wear a 1/2-inch silver sleeve braid, 3-inches from the end of the sleeve.

4.1.1.3. Rank (Mess Dress only). Enlisted will wear Space Force rank insignia centered on the outer arm halfway between the shoulder seam and elbow when bent at a 90-degree angle.

4.1.1.4. Shirt. The shirt will be a commercial design, plain, white, and long-sleeved. The shirt will not have military creases. A white V-neck or tank top undershirt will be worn under the shirt. Both shirts will be tucked into the trousers. The Formal Dress shirt will have a wing collar. The Mess Dress shirt will have turn down collar, pleats, and French cuffs.

4.1.1.5. Bow Tie. The bow tie is mandatory and will be white with square ends for Formal Dress Uniform and blue satin for Mess Dress Uniform.

4.1.1.6. Vest/Cummerbund. The vest is worn with the Formal Dress Uniform in place of the cummerbund; it will be white, single-breasted, low-cut, rolled collar vest with pointed collar. The vest will not be visible below the mess dress coat. The cummerbund is worn with the Mess Dress Uniform and will be plain blue satin, worn half-way between the shirt and trousers, with the open edge of the pleats facing upward.

4.1.1.7. Suspenders (Mess Dress). Suspenders will be either solid white, dark blue or black and will be attached to the trousers and will not be visible.

4.1.1.8. Trousers. Trousers will be blue, without pleats and cuffs. They will have a high-rise with side pockets and $\frac{7}{8}$ -inch blue striping down pant legs with no bunching at the waist or bagging at the seat.

4.1.1.9. Footwear. For wear and description see [paragraph 7.4](#).

4.1.2. Female Formal and Mess Dress Uniforms ([Figure 4.3](#)).

4.1.2.1. Coat. Officers will wear the mess dress coat. The mess dress coat will be blue, single-breasted, loose fitting at the waist with three “wing and star” buttons on each side of the front of the coat. The coat will have a satin shawl collar and lapels. With arms hanging naturally, semi-fitted sleeves will end $\frac{1}{4}$ to $\frac{1}{2}$ -inch below the wrist. The center of the back of the coat will extend $2\frac{1}{2}$ to 3-inches below the natural waistline. The front opening will gap approximately 2 to 3-inches at bottom.

4.1.2.2. Shoulder Boards. Officers will wear shoulder board rank as close to the shoulder seam as possible. General officers will wear a $\frac{3}{4}$ -inch-wide silver sleeve braid, $2\frac{1}{2}$ -inches from the end of the sleeve. All other officers will wear a $\frac{1}{2}$ -inch silver sleeve braid, $2\frac{1}{2}$ -inches from the end of the sleeve.

4.1.2.3. Rank (Mess Dress only). Enlisted will wear Space Force rank insignia centered on the outer arm halfway between the shoulder seam and elbow when bent at a 90-degree angle.

4.1.2.4. Blouse. The mess dress blouse will be worn with the female formal dress uniform. The blouse will not have military creases. White V-neck, tank top, or crew neck undershirts may be worn and if worn, must be tucked into the skirt.

4.1.2.5. Tie Tab. The tie tab is mandatory and will be a 1-inch crescent-shaped silver metallic cloth, lamé tie tab for Formal Dress Uniform and a blue satin inverted-V tie tab with self-fastening tails for Mess Dress Uniform.

4.1.2.6. Cummerbund. The cummerbund for Formal Dress Uniform will be plain silver satin, cummerbund for the Mess Dress Uniform will be plain blue satin. Cummerbunds will be worn halfway between the shirt and skirt with open edge of pleat facing upward.

4.1.2.7. Skirt. The mess dress skirt will be used for the female formal dress uniform. There are two types of blue mess dress skirts authorized. The primary mess dress skirt is the A-line style without the split. The optional straight hanging skirt with the side-split to the top of the knee is available through MCSS as a special order. Both skirts will be worn at a length no higher than the ankle nor longer than the bottom of the heel).

4.1.2.8. Trousers/slacks. Mess dress trouser or slacks will be blue, without pleats and cuffs. They will have a high-rise with side pockets and inch blue striping down pant legs. Trousers/slacks will fit naturally over the hips with no bunching at the waist or bagging at the seat. The bottom front of the pant legs will rest on the front of the shoe or on top of the foot if wearing pumps, with a slight break in the crease. The back of the pant legs will be approximately $\frac{7}{8}$ -inch longer than the front. The trousers/slacks will be tailored, straight hanging, with no flare at the bottom or additional alterations to further taper the leg. The trouser material will match the mess dress coat fabric and shade. Suspenders are optional for females and will be either solid white, dark blue or black and will be attached to the trousers and will not be visible if worn.

4.1.2.9. Footwear. For wear and description see the applicable paragraphs [7.4.1.1](#), [7.4.1.2](#), [7.4.1.5](#), [7.4.1.6](#).

4.2. Formal and Mess Dress Uniform Accoutrements (Male and Female).

4.2.1. Medals. Wear all medals, in miniature, on the formal and mess dress uniform. Anodized medals are authorized. Miniature medals will be centered on the wearer's left between the lapel and arm seam and midway between the top shoulder seam and top button of the coat. Wear of foreign badges and decorations or medals on the mess dress uniform is authorized, however, members must request and receive permission to wear foreign decorations they accept (refer to DAFMAN 36-2806, *Military Awards: Criteria and Procedures* regarding acceptance). Wear criteria depends on the type of device the decoration represents. When wearing more than one foreign decoration (miniature medal), wear them in the order earned.

4.2.2. Duty Badges and Command Insignia Pin. For wear and description see applicable paragraphs [11.2](#) and [11.4](#).

4.2.3. Cuff Links (Optional for females and mandatory for males). They will either be silver, satin finish or highly polished with the "wing and star" design; silver, highly polished with the AF symbol; or plain silver, highly polished, commercial design with dimensions and shape similar to the "wing and star" cuff links. When worn, must be worn as a set. Guardians may wear the USSF cuff links upon availability at local MCSS locations. The USSF cuff links feature a 0.75-inch width and a hexagonal design with a polished silver finish. The center is adorned with the metal USSF globe delta orbit emblem surrounded by midnight blue enamel. The cuff links are secured with a pivot T-bar closure. Optional for wear with the dress uniforms. When worn, must be worn as a set.

4.2.4. Shirt Studs (Optional for females and mandatory for males). Studs can be either pearl centered, silver rimmed, highly polished or satin finished or plain silver, highly polished, commercial design with dimensions and shape similar to the pearl centered studs. The finish must match cuff links. When worn, must be worn as a set.

4.2.5. Headgear. The only authorized headgear is the blue winter cap. The blue winter cap will only be worn with a full-length outer garment. For wear and description see applicable [paragraph 7.2.5](#).

4.2.6. Outer Garments. For wear and description see applicable [paragraph 7.1.5](#).

4.2.7. Accessories. Garment accessories will be conservative and plain without design or ornamentation. For wear and description see applicable [paragraph 7.3](#).

4.2.8. Footwear. For wear and description see the applicable [paragraph 7.4](#).

4.2.9. Space Force Distinguished Lapel Insignia. The Space Force Distinguished Lapel Insignia is mandatory on the Mess Dress coat. The Lapel Insignia should be worn on the wearer's right and 1/2 inch above all other badges. If worn with the Command Insignia Pin, the wearer will center the USSF Distinguished Lapel Insignia 1/2 inch above the Command Insignia Pin on the Mess Dress coat. **(T-1)**

4.3. Semi-Formal Dress Uniform. The male and female semi-formal dress uniform is worn for social functions of a semi-formal and/or official nature as prescribed by the commander or equivalent. The enlisted semi-formal dress uniform coat is the legacy service dress uniform coat without a name tag. Officers attending formal events are authorized to wear the semi-formal dress uniform until the release of the Space Force Mess Dress uniform. Semi-formal is the same term used when describing the civilian equivalent. When in semi-formal dress, saluting is not required. See [Figure 4.1](#).

4.3.1. Male Semi-Formal Dress Uniform.

4.3.1.1. White Long-Sleeve Shirt. The white long-sleeve shirt will be plain, knit, or woven, commercial type with a short or medium point collar, with button or French cuffs. Military creases are not authorized. A white V-neck or athletic style tank top undershirt will be worn under the white dress shirt. Both shirts will be tucked into the trousers.

4.3.1.2. Ties are mandatory wear in accordance with [paragraph 4.6.1.2](#).

4.3.1.3. Trousers. The enlisted semi-formal dress uniform trousers are the same as the service dress uniform trousers.

4.3.2. Female Semi-Formal Dress Uniform.

4.3.2.1. Blouse. The semi-form fitting white blouse will be polyester or cotton, princess line, button front, with small-pointed collar. Military creases are not authorized. A white V-neck or, tank top undershirt may be worn under the shirt. If either style of undershirt is worn, the undershirt will be tucked into the skirt.

4.3.2.2. Tie Tab. The blue satin inverted-V tie tab with self-fastening tails is mandatory.

4.3.2.3. Skirt or Slacks. The enlisted semi-formal dress uniform skirt or slacks are the same as the service dress uniform skirt or slacks.

4.4. Semi-Formal Dress Uniform Accoutrements (Male and Female).

4.4.1. Ribbons. For wear description see [paragraph 4.5.2](#).

4.4.2. Duty Badges. For wear and description see applicable paragraphs [11.3.4](#), [11.3.5](#), and [11.4](#).

4.4.3. Cuff Links. Cuff links are optional with the semi-formal dress uniform. When worn, cuff links will always be worn as a set. They will either be silver, satin finish or highly polished with the "wing and star" design; silver, highly polished with the AF symbol; or plain silver, highly polished, commercial design with dimensions and shape similar to the "wing and star" cuff links. Guardians may wear the USSF cuff links upon availability at local MCSS locations. The USSF cuff links feature a 0.75-inch width and a hexagonal design with a polished silver finish. The center is adorned with the metal USSF globe delta orbit emblem surrounded by midnight blue enamel. The cuff links are secured with a pivot T-bar closure. Optional for wear with the dress uniforms.

4.4.4. Belt and Buckle. The semi-formal dress uniform belt and buckle are the same as the service dress belt and buckle.

4.4.5. Headgear. The only authorized headgear is the blue winter cap. The blue winter cap will only be worn with a full-length outer garment. For wear and description see applicable [paragraph 7.2.5](#).

4.4.6. Outer Garments. For wear and description see applicable [paragraph 7.1.5](#).

4.4.7. Accessories. Garment accessories will be conservative and plain without design or ornamentation. For wear and description see applicable [paragraph 7.3](#).

4.4.8. Space Force U.S. Collar Insignia. The Space Force hexagonal (enlisted only) U.S. collar insignia is optional on the service coat. (T-1) See [Figure 4.7](#). Officers will continue to wear U.S. collar insignia on the service coat without the hexagon IAW this instruction, [paragraph 4.5.2.1](#).

4.4.9. Space Force Distinguished Lapel Insignia. The Space Force Distinguished Lapel Insignia is mandatory on the Class A Service Dress coat (includes Semi-Formal Dress Uniform). See [paragraph 4.5.2.5](#) for wear description.

4.4.10. Service Coat Buttons. Guardians are encouraged to replace the Air Force Service coat buttons with the Space Force buttons. See [Figure 4.9](#). Service Coat buttons are not interchangeable with Mess Dress buttons due to size difference.

Figure 4.1. Male and Female Semi-Formal Dress Uniform.



Figure 4.2. Male Mess Dress Uniform.**Figure 4.3. Female Mess Dress Uniform.****4.5. Service Dress Uniform (Class A and B – Male and Female).**

4.5.1. The service dress uniform is worn as Class A and the service blue uniform as Class B. The Class A uniform is worn with the service dress coat. The Class B uniform is worn without the service dress coat.

4.5.1.1. Coat (Class A). The service dress coat will be polyester and wool-blend, serge weave; semi-drape, single-breasted with three buttons and will have one welt pocket on the upper left side and two lower pocket flaps. Officer coats will have epaulets; enlisted coats will not. General officers will wear a 1 1/2-inch-wide blue sleeve braid, 3-inches from the end of the sleeve. All other officers will wear a 1/2-inch-wide blue sleeve braid 3-inches from the end of the sleeve. With arms hanging naturally, sleeves will end 1/4 to 1/2-inch below the wrist. The bottom of the coat will extend 3 to 3 1/2-inches below the top of the thigh. The sleeves and lapel will be roll-pressed.

4.5.1.1.1. Officer Rank Insignia. Officers will center regular size rank insignia 5/8-inch from end of the epaulet and parallel with the sleeve seam, when applicable. See [Figure 4.4](#).

4.5.1.1.2. General officers will wear 1-inch stars point-to-center; 3/4-inch stars are optional, if unable to wear the 1-inch stars.

4.5.1.1.2.1. Generals will evenly space all four stars between the button securing the epaulet and the sleeve seam.

4.5.1.1.2.2. Lieutenant Generals will place one star on the center point of the epaulet and center the two remaining stars between the first star and the button securing the epaulet and the sleeve seam.

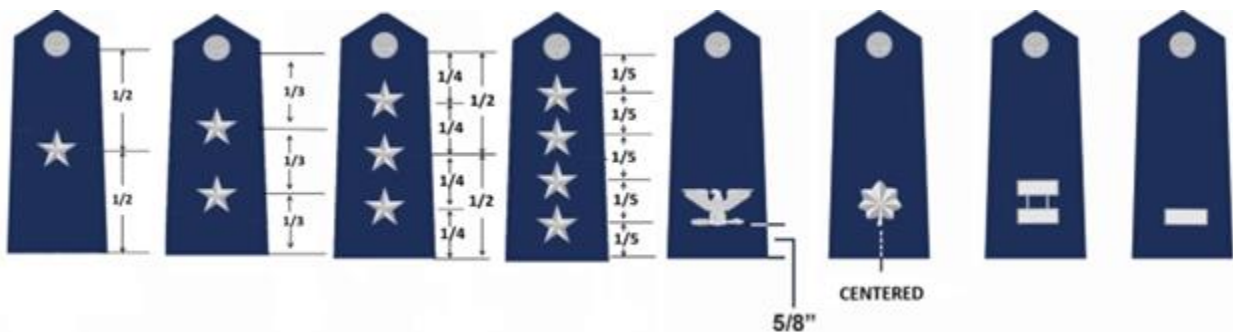
4.5.1.1.2.3. Major Generals will evenly space their stars between the center point of the epaulet and the button securing the epaulet and the sleeve seam.

4.5.1.1.2.4. Brigadier Generals will center their star between the button securing the epaulet and the sleeve seam.

4.5.1.1.3. Colonel rank insignia is worn with the eagle's beak facing forward.

4.5.1.1.4. The stem on the Lieutenant Colonel and Major rank insignia will point away from the collar.

Figure 4.4. Officer Rank Insignia Placement on Epaulet.



4.5.1.1.5. Enlisted Insignia. Enlisted will wear large or small chevron rank centered on the outer arm halfway between the shoulder seam and elbow when bent at a 90-degree angle. See [Figure 4.5](#).

Figure 4.5. Enlisted Rank Placement.

4.5.2. Service Dress Coat Accoutrements (Class A) (See [Figure 4.10](#) and [Figure 4.11](#).)

4.5.2.1. U.S. Lapel Insignia. The U.S. lapel insignia is placed halfway up the seam, resting on but not over it. The “U.S.” letters in the insignia are parallel with the ground. “U.S.” insignias for officers do not have hexagons.

4.5.2.1.1. Space Force U.S. Collar Insignia. The Space Force U.S. collar insignia is optional on the service coat. **(T-1)** The CMSSF will wear the dedicated U.S. collar insignia on the service coat. **(T-1)** See [Figure 4.7](#).

4.5.2.2. Nametag. The name tag is metal engraved, brushed satin silver finish with the last name engraved in blue lettering when not utilizing the Space Force hexagonal name tag. The name tag will be centered on the wearer’s right between the sleeve seam and top of the lapel. The bottom of name tag will be parallel with bottom of ribbons.

4.5.2.2.1. Space Force Hexagonal Name Tag. The Space Force hexagonal name tag is the preferred name tag upon availability from AAFES, MCSS, or Individual Issue. **(T-1)** If utilizing the hexagonal name tag, a two-line name is required. The top line is the member’s official first or middle name. The second line is the member’s last name. Call signs are not authorized on the name tag. The name tag is interchangeable on the Class A service dress and the Class B uniforms. See [Figure 4.8](#).

4.5.2.3. Ribbons. All or some ribbons and devices will be worn on the service dress coat. Wear ribbons centered, resting on (but not over) the edge of the pleated pocket on the wearers left. Wear of foreign badges and decorations/medals on the service dress uniform is authorized; however, members must request/receive permission to wear foreign decorations they accept (refer to DAFMAN 36-2806, *Military Awards: Criteria and Procedures* regarding acceptance). Wear foreign medals and ribbons on service dress uniform when they are the same size as Air Force medals and ribbons. Wear criteria depends on the type of device the decoration represents.

4.5.2.4. Duty Badges and Command Insignia Pin. For wear and description see applicable paragraphs [11.2.4](#), [11.2.5](#), and [11.3.6](#) through [11.3.11](#).

4.5.2.5. Space Force Distinguished Lapel Insignia. The Space Force Distinguished Lapel Insignia is mandatory on the Class A Service Dress coat. It will be worn centered below the lapel notch on the widest portion of the Class A Service Dress coat lapel. The insignia should be as close to perpendicular to the ground as possible (straight up and down), though a slight cant is acceptable when worn. It will be worn on both lapels unless a Gold Star Lapel Button and/or Next of Kin Lapel Button is authorized. See [Figure 4.6](#).

Figure 4.6. Distinguished Lapel Insignia on Service Dress Uniform.



4.5.2.6. Service Coat Buttons. Space Force buttons are optional. Guardians are encouraged to replace the Air Force Service coat buttons. Service Coat buttons are not interchangeable with Mess Dress buttons due to size difference. See [Figure 4.9](#).

Figure 4.7. U.S. Collar Insignia.




Figure 4.8. Space Force Hexagonal Name Tag.



Figure 4.9. Service Coat Button.



Figure 4.10. Male Service Dress Uniform (Example Configurations).



Figure 4.11. Female Service Dress Uniform (Example Configurations).



4.6. Male Blue Shirt and Female Blouse (Class A and B).

4.6.1. Long-Sleeve/Short-Sleeve Blue Shirt (**Male**). The long-sleeve and short-sleeve blue shirt will be light blue in color with two pleated pockets, convertible cuffs (long-sleeve only), and epaulets. The collar of the shirt will be visible 1/4 to 1/2-inch above the service dress coat collar. With arms hanging naturally, sleeves will end 1/4 to 1/2-inch below the wrist, but not be visible below the sleeves of the service coat. The blue shirt will be neatly tucked into the trousers. The shirt may be altered for a tapered fit. A white V-neck or tank top, or crew neck (long sleeve blue shirt only) undershirt will be worn under the shirt.

4.6.1.1. Nametag. The name tag will be blue plastic with the last name engraved in white lettering if not utilizing the Space Force hexagonal name tag. The name tag will be centered, resting on, but not over the edge of the pleated pocket on the wearer's right.

4.6.1.1.1. Space Force Hexagonal Name Tag. The Space Force hexagonal name tag is the preferred name tag and should be utilized upon availability from AAFES, MCSS, or Individual Issue. **(T-1)** If utilizing the hexagonal name tag, a two-line name is required. The top line is the member's official first or middle name. The second line is the member's last name. Call signs are not authorized on the name tag. The name tag is interchangeable on the Class A service dress and the Class B uniforms.

4.6.1.2. Tie. A tie will be worn with the class A service dress uniform and/or service blue uniform, long-sleeve blue shirt. The tie will be either blue polyester or silk, herringbone twill. The tip of the tie must cover a portion of the belt buckle but cannot extend below the bottom of the belt buckle. A tie tack or clasp may be worn with the tie. If worn, the tie tack or clasp will be the "wing and star" design, Air Force symbol, or rank insignia (officers only). The tie tack or clasp will be centered between the bottom edge of the knot and bottom tip of the tie. A tie is required to be worn with the long-sleeve blue shirt however, it is optional with the short-sleeve blue shirt unless worn with service dress. Guardians may

wear the USSF tie tack and tie clasp upon availability at local MCSS locations. If worn, the tie tack or clasp will feature a 0.75 wide USSF hexagonal design with a polished silver finish. The center of the hexagon is adorned with the metal USSF globe delta orbit emblem surrounded by midnight blue enamel. The tie tack or clasp will be centered between the bottom edge of the knot and bottom tip of the tie.

4.6.2. Blouse (Long and Short-sleeved) (**Female**). The pointed-end collar of the shirt must show 1/4 to 1/2-inch above the service dress coat collar with arms hanging naturally. It will not have military creases and will have epaulets. With arms hanging naturally, long-sleeves will end 1/4 to 1/2-inch below the wrist, but not be visible below the sleeves of the service coat. The long-sleeved blouse will have rounded cuffs with buttonhole closures on each cuff. The blouse may be modified at the Guardian's expense to accommodate cuff links. White, V-neck, tank top or crew neck (long sleeve blouse only) undershirts are optional. If worn, they will be tucked into the skirt or slacks.

4.6.2.1. Tuck-in Style Blouse (Long or Short-Sleeved). The blue blouse will have a tapered fit and will be tucked into the slacks or skirt.

4.6.2.2. Semi-Form Fitting Blouse (Long or Short-Sleeved). The blue blouse will be a semi-form fitting princess line.

4.6.2.3. Nametag. The name tag will be blue plastic with the last name engraved in white lettering if not utilizing the Space Force hexagonal name tag. The name tag will be centered, even within 1 1/2-inches higher or lower than the first exposed button on the wearer's right.

4.6.2.3.1. Space Force Hexagonal Name Tag. The Space Force hexagonal name tag is the preferred name tag and should be utilized upon availability from AAFES, MCSS, or Individual Issue. (**T-1**) If utilizing the hexagonal name tag, a two-line name is required. The top line is the member's official first or middle name. The second line is the member's last name. Call signs are not authorized on the name tag. The name tag is interchangeable on the Class A service dress and the Class B uniforms.

4.6.2.4. Tie Tab. An inverted-V tie tab will be worn with the service dress uniform and/or long-sleeve blue shirt. The tie tab will be blue polyester herringbone with self-fastening tails when worn with the tuck-in style blouse and with or without self-fasteners with the semi-form fitting blouse. A tie tab is required to be worn with long-sleeved blouse however, it is optional with the short-sleeved blouse unless worn as part of the Class A uniform.

4.7. Male Blue Shirt and Female Blouse Accoutrements.

4.7.1. Officer Rank Insignia. Officers wear shoulder mark insignia.

4.7.2. Enlisted Insignia. Enlisted will wear large or small Space Force rank insignia centered on the outer arm halfway between the shoulder seam and elbow when bent at a 90-degree angle (long sleeved-shirt) or bottom edge of the sleeve (short sleeved-shirt).

4.7.3. Ribbons. Wear all, some, or no ribbons and devices. If worn, center ribbons on wearer's left, parallel with ground. Align bottom of the ribbons with the bottom of the name tag.

4.7.4. Cuff Links. Cuff links are optional with the service dress uniform. They will either be silver, satin finish or highly polished with the "wing and star" design; silver, highly polished with the AF symbol; or plain silver, highly polished, commercial design with dimensions and shape similar to the "wing and star" cuff links. Guardians may wear the USSF cuff links upon availability at local MCSS locations. The USSF cuff links feature a 0.75-inch width and a hexagonal design with a polished silver finish. The center is adorned with the metal USSF globe delta orbit emblem surrounded by midnight blue enamel. The cuff links are secured with a pivot T-bar closure. Optional for wear with the dress uniforms. When worn, must be worn as a set.

4.7.5. Belt and Buckle. The belt will be blue, cotton web or elastic, solid or woven. The belt will have a silver (chrome finish) tip and a buckle. The silver tip of the belt will extend beyond the buckle facing the wearer's left for males and wearer's right for females; however, no blue fabric will be visible between the silver tip and silver buckle. General officers may wear the "wing and star" design, silver belt buckle.

4.7.6. Footwear. For wear and description see applicable [paragraph 7.4](#).

4.7.7. Headgear. For wear and description see applicable paragraphs [7.2](#) through [7.2.7](#).

4.7.8. Outer Garments. For wear and description see applicable paragraphs [7.1](#) through [7.1.5](#).

4.7.9. Accessories. For wear and description see applicable [paragraph 7.3](#).

4.7.10. Space Force Distinguished Lapel Insignia. The Space Force Distinguished Lapel Insignia is optional on the blue shirt or blouse. When worn on the blue shirt or blouse, only one of the USSF Distinguished Lapel Insignia will be centered ½ inch above the nametag. The Lapel Insignia is optional and not subordinate to other identification badges worn in the same position above the nametag.

4.8. Trousers, Slacks, Skirt (Class A and B).

4.8.1. Trousers (**Male**). Trousers will be blue and trim-fitted with no bunching at the waist or bagging at the seat. The trousers will be full cut, straight hanging and without cuffs or additional alterations to further taper the leg. The front of the trouser legs will rest on the front of the shoe or boot with a slight break in the crease. The back of the trouser legs will be ⅞-inch longer than the front. The trouser material will match the service dress coat in both fabric and shade.

4.8.2. Slacks (**Female**). Slacks will be blue and fit naturally over the hips with no bunching at the waist or bagging at the seat. The bottom front of the slack legs will rest on the front of the shoe, boot or on top of the foot if wearing pumps, with a slight break in the crease. The back of the slack legs will be approximately ⅞-inch longer than the front. The slacks will be tailored, straight hanging, with no flare at the bottom or additional alterations to further taper the leg. They will have a center fly-front opening and front and back waist darts, two 1/4 top side pockets, and a waistband with five belt loops. The slacks material will match the service dress coat in both fabric and shade.

4.8.3. Skirt (**Female**). The skirt will be polyester or poly-wool, blue and hang naturally over the hips with a slight flare. The skirt will be no shorter than the top of the kneecap and no longer than the bottom of the kneecap when standing at attention. The skirt will be straight style with belt loops, a kick pleat in the back, two pockets, and a darted front. Skirts will have a back zipper and lining attached to the waist. Skirt material will match the service dress coat in both fabric and shade.

Figure 4.12. Male Long Sleeve Blue Shirt.



Figure 4.13. Male Short Sleeve Shirt.



Figure 4.14. Female Long Sleeve Blue Blouse.



Figure 4.15. Female Short Sleeve Blue Blouse.



Figure 4.16. Officer Rank Insignia.



Figure 4.17. Enlisted Rank Insignia.

ENLISTED GUARDIANS											
SPECIALIST TIER					NCO TIER		SENIOR NCO TIER				
GRADE	E-1	E-2	E-3	E-4	E-5	E-6	E-7	E-8	E-9	E-9 (Special)	
INSIGNIA											
TITLE	Specialist 1	Specialist 2	Specialist 3	Specialist 4	Sergeant	Technical Sergeant	Master Sergeant	Senior Master Sergeant	Chief Master Sergeant	Chief Master Sergeant of the Space Force	Senior Enlisted Advisor to the Chairman

Chapter 5

OCP UNIFORMS

5.1. The Operational Camouflage Pattern (OCP), Male and Female. The OCP may be worn off base for short convenience stops and when eating at restaurants where people wear comparable civilian attire. OCPs are not authorized for wear off base at restaurants where most diners wear business attire or at establishments that operate primarily to serve alcoholic beverages. Light ironing of the OCP is authorized, but starch or hot pressing or heavy ironing is not as it will accelerate the overall wear of the fabric. **(T-1)** OCPs and items designed and approved by The Institute of Heraldry (TIOH) for the OCPs purchased by Air Force personnel through the Army Air Force Exchange Service (AAFES), Military Clothing Sales Stores (MCSS), or issued through Individual Equipment Elements or contract equivalent, are certified as fully compliant with all specifications. No other suppliers are approved for organizational/unit purchases, or any appropriated, or overseas contingency operation funds expenditures. The non-fire-retardant and Improved Hot Weather Combat Uniform are the only OCP uniforms authorized to be worn by all Guardians. **(Exception:** Guardians in occupations that have Occupational Safety and Health Administration (OSHA) requirements for wear of the 100% cotton Fire-Retardant OCP (e.g. deployed Guardians operating in outside the wire mission sets) are authorized to wear this distinctive uniform equipment item).

5.1.1. OCP Coat (Blouse). The coat is worn outside the trousers. The coat will not extend below the top of the cargo pocket on the trousers and will not be higher than the bottom of the opening of the side (hip) pocket on the trousers. **(T-1)** Guardians may roll up sleeves on the OCP coat; however, the cuffs will remain visible, and the sleeve will rest at, or within 1-inch of, the forearm when the arm is bent at a 90-degree angle. When sleeves are not rolled up, cuffs may remain visible or be folded inward once, no further than the width of the cuff. Commanders may prohibit rolling of sleeves and folding of cuffs. Patches or badges will not be affixed to the front pockets. **(T-1)** Alterations that affect the functionality of the uniform are not authorized, (e.g., sewing down collars, or pockets). The OCP coat may be removed in the immediate work area as determined appropriate by local leadership.

5.1.2. Accoutrements. Guardians will wear a basic configuration consisting of name and Space Force tapes, American Flag made of Polyvinyl Chloride (PVC) or cloth, and grade insignia. When authorized by the FLDCOM or above, Commanders and non-unit organizational entities as defined in AFI 38-101, *Manpower and Organization*, such as Directorates, Space Force Elements, and Detachments) will develop patches using the color palette provided by the Institute of Heraldry. **(T-1)** Guardians may sew-on or use Velcro® backing for nametape, Space Force tape, and rank. **(T-1)** Tapes and rank must be either all sewn-on or all Velcro®; Guardians are not authorized to mix sewn-on and Velcro® tapes or rank. **(T-1)**. Occupational badges may be either sewn-on or Velcro®, but all badges must use the same application when more than one badge is worn. Metal pin-on badges are not authorized on OCPs. Only Velcro® patches are authorized on the left and right sleeves of the OCP coat. An OCP Velcro® sleeve pen/pencil holder may be worn on either sleeve but will not impede the proper wear of required patches and/or duty badges. **(T-1)**

5.1.3. Grade insignia is mandatory for all personnel.

5.1.3.1. Officer grade insignia will be Space Blue embroidery on the three-color OCP background and affixed to the center chest Velcro® fastener location. **(T-1)** (Exception: second lieutenant and major grade insignia will be Spice Brown). **(T-1)**

5.1.3.2. Enlisted grade insignia will be Space Blue embroidery on the three-color OCP background and affixed to the center chest Velcro® fastener location. **(T-1)** See [Figure 5.1](#).

Figure 5.1. Enlisted Rank (OCP rank insignia).



5.1.4. Name and Space Force tapes are mandatory for all personnel and will be Space Blue block lettering embroidery on the three-color OCP background. **(T-1)**

5.1.5. Badges. Occupational badges are optional, to include Space Force badges. When worn, occupational badges will be centered ½ inch above the Space Force tape using Space Blue embroidery on the three-color OCP background. See [paragraph 11.2.1](#) for additional guidance.

5.1.5.1. A maximum of two badges may be worn (second badge will be centered ½ inch above the first badge). When more than one occupational badge is authorized and worn, the badge representing the current position will be worn above all other badges and the second and subsequent badges remain optional. **(T-1)** All other duty, occupational and qualification badges/tabs, and patches, to include badges awarded from other military services, are optional. When occupational and qualification badges from other services are worn on the OCP, use the Space Blue color scheme, if available. **(T-1)** Metal pin-on type qualification badges are not authorized for wear on the OCP uniform. The only Duty Identifier badges/tabs authorized are the First Sergeant Duty identifier badge and Mission Area Tabs. See [paragraph 5.1.6.6](#) for wear instructions.

5.1.5.2. Guardians assigned, attached, detailed, or activated in support of sister service units or joint organizations are authorized to wear the sister services or joint organization's badges in accordance with the sister service or joint organization's wear instructions. Sister Service and Joint organization badges can be worn in their owning organization's current color configuration.

5.1.5.3. If authorized by their service, sister service and joint personnel assigned, attached, detailed, or activated in support of Space Force organizations are authorized to wear Space Force badges in accordance with this instruction. Space Force badges can be worn in the Space Force current color configuration.

5.1.5.4. Occupational, qualification or skill badge order of precedence:

5.1.5.4.1. Group 1. Aeronautical, space, and cyberspace badges.

5.1.5.4.2. Group 2. All other Space Force occupational and qualification badges, sister services' qualification badges, or skill badges. Wear sister service badges according to the applicable Service order of precedence however, all Space Force badges take precedence over sister service badges and should be in the wearer's highest position.

5.1.5.4.3. Foreign badges. Authorized to wear, upon FLDCOM/CC or equivalent approval.

5.1.5.5. Commander's Badge Insignia may be worn for officers in the grade of colonel (O-6) and below when currently in command. **(T-1)** The badge will be centered ½ inch above the name tape, on 1 inch x 1-inch subdued cloth patch using the Space Blue color criteria on the OCP 3-color pattern background and will be sewn. **(T-1)** Graduated Commander's badge may be worn on a small Velcro® patch on top of the right sleeve centered horizontally and ½ inch from the top of the Velcro® area. The unit level patch will be centered vertically and horizontally in any remaining Velcro® area to present a balanced appearance.

5.1.6. Patches. Patches will not extend past the boundary of the Velcro®. **(T-1)** Organizations are required to contact the organizational historian for assistance on development of organizational emblems in accordance with SPFI 84-105, *Organizational Lineage, Honors and Heraldry*. The Institute of Heraldry will develop or convert only organizational emblems to full-color. **(T-1)** Guardians not assigned to a Space Force Base should contact their FLDCOM S1 for guidance. Sister service personnel assigned, attached, detailed, or activated in support of Space Force units are authorized to wear the Space Force patch, next higher-level command patch, or organizational patch in accordance with their service's uniform guidance. United States Air Force (USAF) recruiters, while assigned to USSF recruiting duty, are authorized to wear the USSF patch at the discretion of the Air Force Recruiting Service Commander (AFRS/CC) and in accordance with USAF uniform guidance. Combatant Command (CCMD) patches are authorized in original color when Guardians are permanently assigned or deployed to support operations in the CCMD Area of Responsibility.

5.1.6.1. Morale patches may be authorized for wear on the OCP uniform. **(T-1)** All Field Commanders, Delta or equivalent commanders are only authorized to approve wear of morale patches on the OCP uniform on Fridays, last day of duty rotation, or during special events. Field Commanders, Delta or equivalent commanders will maintain a list of their approved morale patches authorized to be worn. Upon approval, all lists should be submitted to SF/S1P via the Dress and Appearance org box: HQSF.S1P.DressandAppearance@us.af.mil. A morale patch is defined as a design symbol locally developed and displayed. A morale patch will not depict a current or past official organizational emblem or any alteration thereof and will not serve in place of an officially approved emblem. Morale patches, like official unit emblems, should reflect favorably on the USSF. Morale tabs are not authorized **(T-1)**.

5.1.6.2. Guardians assigned, attached, detailed, or activated in support of sister service units or joint organizations are authorized to wear the sister services or joint organization's organizational patches in accordance with the sister service or joint organization's wear instructions. Sister service and joint organization patches will be worn in their owning organization's current color configuration.

5.1.6.3. If authorized by their service, sister service and joint personnel assigned, attached, detailed, or activated in support of Space Force organizations are authorized to wear Space Force organizational patches in accordance with the Space Force wear instructions. Space Force organization patches will be worn in the Space Force current color configuration.

5.1.6.4. Left Sleeve. A maximum of two patches may be worn.

5.1.6.4.1. The American flag patch is mandatory and Guardians have the option to wear either the full- color (cloth) with gold border or the PVC centered at the top of Velcro®, unless deployed to a contingency operation that aligns under separate or independent OCP wear guidance. Guardians choosing to wear the PVC American flag on the OCP uniform must wear the flag with the bagby green border. All other color variations, including yellow, are not authorized. (T-1) See [Figure 5.2](#).

5.1.6.4.2. Guardians choosing to wear the full-color (cloth) American flag on the OCP uniform must wear the flag with gold border. (T-1) See [Figure 5.2](#).

Figure 5.2. OCP American Flag Patch.

PVC American Flag



Full-color (cloth) American Flag



5.1.6.4.3. The Space Force patch or the next higher-level command patch (either Field Command or Delta) is mandatory. (T-1) The Space Force patch or the next higher-level command patch will be centered below the American flag patch centered vertically and horizontally in any remaining Velcro® area to present a balanced appearance. (T-1) Guardians will wear the appropriate combatant command (CCMD) patch centered below the US flag while participating in a Space Force Generation (SPAFORGEN) combat rotation, operational crew duty in support of a CCMD, or operational CCMD exercises, war games and/or events. (T-1)

Figure 5.3. USSF Patch.

5.1.6.4.4. USAF Weapons School Graduate Patch (graduate or instructor), USAF (including joint and international) Test Pilot School graduate patches, School of Advanced Air and Space Studies (SAASS) patch, and other military school patches are authorized on the left sleeve. These patches may be worn in lieu of the specific level headquarters patch. Guardians may wear the PVC version.

5.1.6.4.5. Additional graduate patches may be authorized for courses if they meet at least one of the following: 1) functionally aligned graduate-level courses identified in the career field's continuum of learning or career field education and training plans, 2) are development team competitively-boarded courses, or 3) otherwise identified by career field as a critical developmental education milestone in the Guardian's career progression resulting in a subject matter expertise that distinguishes them from their peers. Requests for new patches must follow guidance outlined in [paragraph 11.7](#), but may not be requested for graduate patches for initial and intermediate skills training courses, skill-level upgrade courses, or other mandatory functional courses.

5.1.6.5. Right Sleeve. A maximum of two patches may be worn. **Exception:** Awarded joint qualification tabs may be worn above the unit patch as a third patch (e.g., Army Ranger, Sapper, Special Forces, Air Advisor, Arctic, etc.). The graduated commander's insignia does not count as one of two patches (i.e., it may be worn in addition to two patches.)

5.1.6.5.1. Organizational unit of assignment patches are mandatory and will be centered in the middle of the Velcro® area. **(T-1)** (**Exception:** For accessions, (e.g. USAFA, ROTC, OTS, BMT) the unit patch may be worn as directed by applicable commanders.) Only one organizational unit of assignment patch is authorized at a time **(T-1)** Guardians may wear the PVC version.

5.1.6.6. Wear of badges and patches. If authorized, earned, or awarded, badges and patches with the exception of organizational emblem patches which are rendered in full color will be in Space Blue if available. Award criteria for other services' qualification badges will be in accordance with awarding Service's directives. Temporary qualification badges are not authorized for wear. Guardians assigned to CCMDs, or other agencies that are authorized and requested to wear badges to identify them as part of that organization while assigned, may wear the badges during their assignment. Guardians may wear the PVC version when available from AAFES, MCSS, or Individual Issue.

5.1.6.7. Tabs. Tabs are only authorized while performing duties outlined below. **Exception:** Awarded joint qualification tabs see [paragraph 5.1.6.5](#).

5.1.6.7.1. Mission Tabs. Guardians assigned to designated Mission Sets, as outlined in the Space Force Doctrine Document - 1 (SFDD-1), *The Space Force*, Appendix B Terms of Reference (Functions, Mission Areas, and Mission Sets), are authorized to wear Mission Tabs representing their specific Mission Area. The Mission Tab will be positioned above the organizational unit patch and, if applicable, below the Commander's Badge Insignia. Tabs must be made of PVC, adhere to Space Blue color criteria on an OCP background, and remain within the Velcro® boundary. Only one Mission Tab may be worn at a time and is authorized only while assigned to the respective Mission Area. Mission tabs are for personnel directly involved in mission execution; staff and other support roles are not authorized to wear Mission Tabs. See [Table 5.1](#) for the list of authorized Mission Tabs.

5.1.6.7.2. First Sergeant Tab. Authorized for Guardians assigned to an authorized 8F000 billet, serving as the full-time First Sergeant, and receiving Special Duty Assignment Pay (SDAP). The tab will be worn above the organization unit patch. The tab will be PVC using the Space Blue color criteria on the OCP background with "1SGT" and will not extend beyond the boundary of the Velcro®.

Table 5.1. Authorized Mission Tabs (Right Sleeve).

CORE FUNCTION	MISSION AREAS	AUTHORIZED MISSION TABS
Space Control	Orbital Warfare (OW) <ul style="list-style-type: none"> ▪ Mission Sets <ul style="list-style-type: none"> - Offensive OW - Defensive OW 	OW
	Electromagnetic Warfare (EW) <ul style="list-style-type: none"> ▪ Mission Sets <ul style="list-style-type: none"> - Offensive Space Control EW - Defensive Space Control EW 	EW
	Cyberspace Warfare (CW) <ul style="list-style-type: none"> ▪ Mission Sets <ul style="list-style-type: none"> - Offensive CW - Defensive CW 	CW
Global Mission Operations	Satellite Communications (SATCOM) <ul style="list-style-type: none"> ▪ Mission Sets <ul style="list-style-type: none"> - Strategic SATCOM - Operational SATCOM - Tactical SATCOM 	SATCOM
	Navigation Warfare (NAVWAR)	NAVWAR
	Missile Warning and Tracking (MWT) <ul style="list-style-type: none"> ▪ Mission Sets <ul style="list-style-type: none"> - Ground Based Surveillance - Overhead Persistent Infrared Surveillance 	MWT
	Space-Based Sensing and Targeting (SBST) <ul style="list-style-type: none"> ▪ Mission Sets <ul style="list-style-type: none"> - Environmental Monitoring - Moving Target Indicator - Battlespace Awareness 	SBST
	Theater Electromagnetic Warfare (TEW) <ul style="list-style-type: none"> ▪ Mission Sets <ul style="list-style-type: none"> - Electromagnetic Attack - Electromagnetic Protection - Electromagnetic Surveillance 	TEW
Space Access	Satellite Control	Satellite Control
	Space Lift	Space Lift
	Range Control	Range Control

5.1.7. T-Shirt. T-Shirt will be Coyote Brown (Tan 499) and tucked into OCP trousers. T-shirts with stretched out necklines will not be worn.

5.1.8. OCP Trouser. The OCP trousers are worn buttoned and with a belt. The trouser waistband will rest on the member's waist. Pockets will be secured and items stowed in pockets will not be visible. (**Exception:** OCP patrol cap may extend outside when placed in the OCP trouser cargo pocket.) Guardians may wear the trousers tucked into the top of the boots or bloused using the draw strings at the bottom of the trousers, or commercial blousing devices if the trousers are not tucked into the boots. Guardians will not wrap the trouser leg around the leg tightly enough to present a pegged appearance or insert any items inside the trouser leg to create a round appearance at the bottom of the trouser leg. **(T-1)** When bloused, the trousers will not extend below the third eyelet from the top of the boot. **(T-1)** Maternity trousers are not required to be bloused during advanced stages of pregnancy.

5.1.9. Belt. A one-piece Tan 499 rigger style, nylon, web belt will be worn with the OCP trousers (**Exception:** maternity trousers). **(T-1)**

5.1.10. Tactical and Patrol OCP Caps. A cap will be worn outdoors at all times unless in a designated "no hat" area. **(T-1)** Guardians will wear the cap straight on the head so that the cap band creates a straight line around the head, parallel to the ground. **(T-1)** The cap will fit snugly and comfortably around the largest part of the head without bulging or distortion from the intended shape of the headgear and without excessive gaps. **(T-1)** Guardians are authorized to block the patrol cap. The cap is worn so that no hair is visible on the forehead beneath the cap. **(T-1)** The Velcro® or sew-on Space Blue nametape will be worn centered on the back of the cap. **(T-1)** Officers will wear sewn-on Space Blue grade insignia (**Exception:** second lieutenant and majors will wear spice brown) on OCP background. **(T-1)** Enlisted grade insignia is not authorized on the cap. **(T-1)** Tactical caps may be solid OCP material or OCP with Coyote Brown mesh back. No other colors or combinations are authorized. Tactical Cap must be fastened while worn. **Note:** The bun or ponytail (or equivalent) is authorized to be pulled through the back of the tactical cap.

5.1.11. The General Officer rank will be positioned horizontally with a point of each star pointing upward. General officers will wear 1-inch stars. General officers unable to wear 1-inch stars will wear 3/4-inch stars. The Colonel rank insignia is worn with the eagle's beak pointed towards the wearer's right shoulder (indicates the eagle is facing forward) and will be centered horizontally. The stem of the Major and Lieutenant Colonel rank will point toward the ground. The long end of the Lieutenant and Captain bars will be positioned vertically.

5.1.11.1. Enlisted members will not wear rank insignia or a subdued flag on the patrol or tactical cap. The front of the cap must not have any Velcro® or other items.

5.1.11.2. OCP Boonie (campaign/floppy) Hat. As authorized by delta or equivalent commander, Guardians may wear the OCP boonie hat while in garrison.

5.1.12. Socks. Colors will be Sage Green or Coyote Brown.

5.1.13. Cold Weather Accessories. Cold weather accessories will only be worn when wearing authorized outer garments. **(T-1)** (**Exception:** Gloves may be worn solely with the service dress uniform or OCPs. Watch cap may be worn solely with the OCP). With the exception of functional items, cold weather accessories are only worn while outdoors. Authorized cold weather accessories for the OCP are:

5.1.13.1. Coyote Brown or black scarves, earmuffs, watch caps, and gloves.

5.1.13.2. Coyote Brown fleece may be worn, see [paragraph 7.1.7](#), for additional guidance.

5.1.13.3. Sleep Shirt. The sleep shirt (light to mid-weight base layer shirt) may be worn under the OCP coat. The sleep shirt will not be worn as an outer garment. The sleep shirt will not be visible under the OCP coat except at the neck. The sleep shirt will be Coyote Brown/tan 499 in color.

5.1.13.4. Thermal Underwear. Coyote brown/tan 499 thermal underwear may be worn under the OCP. Thermal underwear will not be worn as an outer garment. Thermal underwear will not be visible under the OCP trouser and coat except at the neck.

5.1.13.5. The Extended Cold Weather Clothing System (ECWCS) jackets (fleece, wind, soft shell, wet weather, or extreme cold weather) may be worn without the pants; however, the pants must not be worn without the jacket. The Level 7 (Parka Jacket) of the ECWCS can be worn with OCP utility uniform, wear OCP nametapes/insignia. See [paragraph 7.1.6 through 7.1.10](#) for additional guidance.

5.1.14. Non-Permethrin treated OCPs. Available for special ordering through MCSS.

Chapter 6

MATERNITY UNIFORMS

6.1. Maternity Mess Dress (Figure 6.1) and Semi-Formal Dress Uniform (Figure 6.2). The maternity mess dress uniform is worn for social functions of a formal and/or official nature (e.g., black tie affairs). The maternity semi-formal dress uniform is worn for social functions of a semi-formal and/or official nature as prescribed by the commander or equivalent. The Air Force Mess Dress uniform is optional for Officers until the Space Force Mess Dress is widely available in military clothing sales locations. The Air Force Mess Dress uniform remains optional for enlisted personnel before and after release of Space Force Mess Dress uniform. Officers attending formal events are authorized to wear the semi-formal dress uniform until the release of the Space Force Mess Dress uniform. Saluting is not required when wearing the mess dress and semi-formal dress uniforms.

6.1.1. The mess dress jumper is the dark blue jumper, and the semi-formal jumper is the service dress uniform jumper. The mess dress and semi-formal dress jumper is worn over the white maternity blouse. Military creases are not authorized. The maternity jumper will be no shorter than the top of the kneecap or longer than the bottom of the kneecap.

6.1.2. Officers will wear shoulder mark insignia as close to the shoulder seam as possible and button blouse epaulets over jumper.

6.1.3. Enlisted Guardians will wear Space Force rank insignia centered halfway between shoulder seam and elbow bent at 90-degree angle.

6.2. Maternity Mess Dress and Semi-Formal Dress Accoutrements.

6.2.1. Name Tag. Name tags are not worn on the maternity mess dress or semi-formal dress uniform.

6.2.2. Medals (Mess Dress). For wear description see [paragraph 4.2.1](#).

6.2.3. Ribbons (Semi-Formal Dress). For wear description see [paragraph 6.4.4](#).

6.2.4. Duty Badges, and Command Insignia Pin. When worn, the Command Insignia Pin will be placed below the Space Force Distinguished Lapel Insignia. The Command Insignia Pin is optional on the blue shirt or blouse. For wear and description see applicable paragraphs [11.3.2](#) and [11.3.5](#).

6.2.5. Tie Tab. For wear and description see applicable [paragraph 4.1.2.5](#).

6.2.6. Studs. For wear and description see applicable [paragraph 4.2.4](#).

6.2.7. Cuff Links. For wear and description see applicable [paragraph 4.2.3](#).

6.2.8. Headgear. The only authorized headgear is the blue winter cap. The blue winter cap will only be worn with a full-length outer garment. For wear and description see applicable [paragraph 7.2.5](#).

6.2.9. Outer garments. See [paragraph 7.1.5](#).

6.2.10. Accessories. Garment accessories will be conservative and plain without design or ornamentation. For wear and description see applicable [paragraph 7.3](#).

6.2.11. Footwear. For wear and description see paragraphs 7.4.1.2, 7.4.1.4 through 7.4.1.7.

6.2.12. Space Force Distinguished Lapel Insignia. Wear one Space Force Distinguished Lapel insignia centered on the right, adjacent to the medals on the left. (T-1). It must be worn as the senior accoutrement to all other miniature duty badges. If any other accoutrements are worn the Space Force Distinguished Lapel Insignia must be centered ½ inch above that accoutrement.

6.3. Maternity Service Dress Uniform (Class A and Class B). The Class A maternity service dress uniform will be worn with the blue long sleeved maternity blouse (military creases not authorized). The maternity jumper will be worn as the Class B uniform (Figure 6.3.). If the maternity service dress jumper is worn as the Class B uniform, it will be worn with the blue short sleeved maternity blouse. The maternity jumper is configured the same as the maternity service dress uniform jumper. The blue maternity service dress jumper will be no shorter than the top of the kneecap or longer than the bottom of the kneecap.

6.3.1. Maternity Slacks (Class B). Slacks will be dark blue with expansion panel.

6.3.2. Maternity Skirt (Class B). Dark blue (polyester serge) skirt with expansion panel.

6.3.3. Footwear. For wear and description see applicable paragraphs 7.4.1.2, 7.4.1.4 through 7.4.1.7.

6.4. Maternity Service Dress Uniform (Class A and Class B) Accoutrements.

6.4.1. Nametag. The Class A name tag is metal engraved, brushed satin silver finish with the last name engraved in blue lettering. The Class B name tag will be blue plastic with the last name engraved in white lettering. The name tag will be centered on the wearer's right even within 1 ½-inches higher or lower than the bottom of the V-neck of the jumper. If ribbons are worn, the bottom of name tag will be parallel with bottom of ribbons. If ribbons are not worn, the name tag will be centered on the wearer's right within 1 1/2inches above or below the first exposed button. An optional epoxy blue name tag may be worn with the Class B service dress uniform.

6.4.2. The Space Force hexagonal name tag is authorized upon availability from AAFES, MCSS, or Individual Issue. (T-1) If utilizing the hexagonal name tag, a two-line name is required. The top line is the member's official first or middle name. The second line is the member's last name. Call signs are not authorized on the name tag. The name tag is interchangeable on the Class A service dress and the Class B uniforms.

6.4.3. Duty Badges and Command Insignia Pin. For wear and description see applicable 12.3.9.

6.4.4. Ribbons. Guardians may wear all, some, or no ribbons and devices. If worn, center ribbons on the wearer's left, parallel with the ground. Align bottom of ribbons with the bottom of the name tag. Foreign badges and decorations or medals on the maternity service dress uniform are authorized, however, members must request/receive permission to wear foreign decorations they accept (refer to DAFMAN 36-2806, *Military Awards: Criteria and Procedures*, regarding acceptance). Wear criteria depends on the type of device the decoration represents. Foreign ribbons may be worn on the service (Class B) uniform if they are the same size as Space Force ribbons.

6.4.5. Tie Tab. The blue satin inverted-V tie tab with self-fastening tails is mandatory.

6.4.6. Cuff Links. Cuff links are optional with the maternity service dress uniform. If worn, they will either be silver, satin finish or highly polished with the "wing and star" design; silver, highly polished with the AF symbol; or plain silver, highly polished, commercial design with dimensions and shape similar to the "wing and star" cuff links. Guardians may wear the USSF cuff links upon availability at local MCSS locations. The USSF cuff links feature a 0.75-inch width and a hexagonal design with a polished silver finish. The center is adorned with the metal USSF globe delta orbit emblem surrounded by midnight blue enamel. The cuff links are secured with a pivot T-bar closure. Optional for wear with the dress uniforms. When worn, cufflinks must be worn as a set.

6.4.7. Officer Rank Insignia. Officers wear shoulder mark insignia. Place shoulder mark insignia as close as possible to shoulder seam. Button blouse epaulets over jumper.

6.4.8. Enlisted Insignia. Enlisted will wear Space Force rank insignia centered on the outer arm halfway between the shoulder seam and elbow when bent at a 90-degree angle (long sleeved-shirt) or bottom edge of the sleeve (short sleeved-shirt).

6.4.9. Headgear. The only authorized headgear is the blue winter cap. The blue winter cap will only be worn with a full-length outer garment. For wear and description see applicable [paragraph 7.2.5](#).

6.4.10. Outer Garments. For wear and description see applicable [paragraph 7.1.5](#).

6.4.11. Accessories. Garment accessories will be conservative and plain without design or ornamentation. For wear and description see applicable [paragraph 7.3](#).

6.4.12. Footwear. For wear and description see paragraphs [7.4.1.2](#), [7.4.1.4](#) through [7.4.1.7](#).

6.4.13. Space Force Distinguished Lapel Insignia. Wear one Space Force Distinguished Lapel insignia centered on the right, adjacent to the medals on the left. **(T-1)** It must be worn as the senior accoutrement to all other miniature duty badges. If any other accoutrements are worn the Space Force Distinguished Lapel Insignia must be centered ½ inch above that accoutrement.

Figure 6.1. Maternity Mess Dress Uniform.



Figure 6.2. Maternity Semi-Formal Dress Uniform.



Figure 6.3. Maternity Service Dress Uniform (Jumper) Class A (long sleeve) and Class B (short sleeve with jumper).



Figure 6.4. Maternity Service Dress Uniform (without Jumper) Class B.



6.5. Maternity OCP Uniforms.

6.5.1. For general OCP wear, care and procurement guidance see [paragraph 5.1](#).

6.5.2. Coat. Maternity Coats will be 50% nylon and 50% cotton. The coat is worn outside the trousers. The coat will not extend below the top of the cargo pocket on the trousers and will not be higher than the bottom of the opening of the side pocket on the trousers. Commanders may prohibit or authorize rolling sleeves or folding cuffs on the OCP coat. If rolled up, the cuffs will remain visible, and the sleeve will rest at, or within 1-inch of the forearm when the arm is bent at a 90-degree angle. When sleeves are not rolled up, cuffs will remain visible or be folded inward twice. Do not affix patches or badges to the front pockets. Alterations that affect the functionality of the uniform are not authorized, e.g., sewing down collars or pockets. The OCP coat may be removed in the immediate work area as determined appropriate by local leadership, however, the OCP coat will be worn while interacting with customers/clients.

6.5.3. T-shirt. Guardians may purchase and wear a long or short sleeve breastfeeding T-shirt with their utility uniform. The T-shirt will be Coyote Brown (Tan 499) in color when worn with the OCP. The breastfeeding T-shirt will be tucked in unless worn with the maternity uniform. (**Note:** during flight operations t-shirts must be cotton or fire-retardant material due to added protection. T-shirts made of 100% nylon or polyester are not authorized during flight.)

6.5.4. Accoutrements. For wear description for the OCP refer to paragraphs [5.1.2](#) through [5.1.6.2](#).

6.5.5. Trousers. Trousers will be 50% nylon and 50% cotton. Maternity trousers will have a front stretch panel, covered by the OCP coat, and an elastic waistband. Maternity trousers are not required to be bloused during advanced stages of pregnancy. If not bloused, the draw string will be removed and trousers will be ankle length and hang naturally, barely resting on the boot without a break in the crease. Pockets will be secured, and items stowed in pockets will not be visible except pens stowed in the pen pocket. **Exception:** OCP patrol cap or beret may extend outside when placed in the OCP trouser cargo pocket.

6.5.6. All authorized maternity uniform combinations may be worn for up to six months after delivery.

Figure 6.5. Maternity Operational Camouflage Pattern Uniform.



6.6. Physical Training Gear. DAF does not mandate maternity PTG. Pregnant members participating in unit PT may wear civilian clothing in the colors of blue, black, white, or grey. Commanders determine the required PTG configuration during organized PT events.

Chapter 7

OUTER GARMENTS, HEADGEAR, RANK INSIGNIA, AND ACCESSORIES

7.1. Outer Garments. All outer garments without name, insignia, Space Force symbol, accoutrements etc. may be worn with civilian attire.

7.1.1. 50/50 Acrylic Wool Pullover Sweater. May be worn with the Class B uniform and may be worn under the lightweight blue jacket, the topcoat, and the all-weather coat. The dark blue, V-neck, with cuffed sleeves, 50% wool and 50% acrylic blend sweater is authorized as an indoor or outdoor garment. Tie/tab is optional. Member may wear collar of shirt inside or outside sweater. When worn the sweater will not be exposed when wearing another outer garment nor worn with sleeves pushed up. Nametags are not worn on the light weight, flat knit, pullover sweater. **Note:** Delta Commanders may require the wear of a tie/tab with all uniform combinations based on specific circumstances.

7.1.1.1. Officer Rank Insignia. Officers will wear shoulder mark rank insignia on the epaulets.

7.1.1.2. Enlisted Rank Insignia. Enlisted Guardians will wear metal rank insignia 5/8-inch from the shoulder/sleeve seam of the epaulet. The bottom of the rank insignia will face the sleeve seam with the metal rank positioned parallel to the edges of the epaulet. SNCOs may wear shoulder mark insignia.

7.1.2. Cardigan Sweater (blue). May be worn with the Class B uniform, under the lightweight blue jacket, the topcoat, and the all-weather coat. The cardigan sweater will be 50% acrylic and 50% non-irritation wool blend. It may be worn with sleeves cuffed or uncuffed and is authorized as an indoor or outdoor garment. The sweater will be buttoned while outdoors and may be unbuttoned while indoors. **Exception:** Members may wear unbuttoned outdoors when worn with maternity uniforms. When buttoned, the sweater will be completely buttoned. The collar of the shirt may be worn inside or outside of the sweater. Tie/tab is optional. When worn the sleeves of the sweater will not be pushed up nor exposed when wearing another outer garment. Nametags are not worn on the cardigan sweater.

7.1.2.1. Officer Rank Insignia. Officers will wear shoulder mark rank insignia on the epaulets.

7.1.2.2. Enlisted Rank Insignia. Enlisted Guardians will wear metal rank insignia 5/8-inch from the shoulder/sleeve seam of the epaulet. The bottom of the rank insignia will face the sleeve seam with the metal rank positioned parallel to the edges of the epaulet. SNCOs may wear shoulder mark insignia.

7.1.3. Lightweight Blue Jacket. May be worn with the Class B uniform and over the pullover or cardigan sweater. Female Guardians may wear the male version of the lightweight blue jacket. Blouses, if not tucked in, will not be visible around the bottom of the lightweight blue jacket. The jacket will be partially lined, water repellant and is authorized for wear indoors and outside. The jacket has a zipper front, two slanted pockets, knitted cuffs, and waistband at the waist with the zipper worn no lower than halfway between the collar and the waistband.

The Space Force logo with the delta on top and 1 or 2-line text below may be embroidered on the lightweight blue jacket. Embroidery will be in white on the wearer's left side at the member's personal expense in accordance with the Air and Space Force's Intellectual Property Management website guideline and measurements (www.trademark.af.mil/Branding/Space-Force/). The jacket may be worn with or without an insulated liner, which when worn, the liner will not be visible.

Figure 7.1. Space Force Logo for Lightweight Blue Jacket.



7.1.3.1. Officer Rank Insignia. Officers will center regular size rank insignia 5/8-inch from end of the epaulet and parallel with the sleeve seam, when applicable.

7.1.3.1.1. Colonel rank insignia is worn with the eagle's beak facing forward.

7.1.3.1.2. The stem on the Lieutenant Colonel and Major rank insignia will point away from the collar.

7.1.3.2. Enlisted Insignia. Enlisted Guardians wear Space Force rank insignia centered on the outer arm halfway between the shoulder seam and elbow when bent at a 90-degree angle.

7.1.3.3. CMSSF Insignia. CMSSF may embroider the CMSSF Seal followed by full name or "go-by" name. Embroidery will be in place of the Space Force logo with 1 or 2-line text.

Figure 7.2. Lightweight Blue Jacket (Male and Female).



7.1.4. General Officer Lightweight Blue Jacket. The General Officer lightweight blue jacket mirrors the Air Force lightweight jacket in design with the following **Exceptions:** an elasticized crew-style collar, slash-style pockets with a snap down flap, and a tab with snap at the elasticized waistband. It may be worn indoors or outside.

7.1.4.1. General officers will wear 1-inch stars point-to-center; 3/4-inch stars are optional, if unable to wear the 1-inch stars.

7.1.4.2. Generals will evenly space all four stars between the button securing the epaulet and the sleeve seam.

7.1.4.3. Lieutenant Generals will place one star on the center point of the epaulet and center the two remaining stars between the first star and the button securing the epaulet and the sleeve seam.

7.1.4.4. Major Generals will evenly space their stars between the center point of the epaulet and the button securing the epaulet and the sleeve seam.

7.1.4.5. Brigadier Generals will center their star between the button securing the epaulet and the sleeve seam.

7.1.5. Topcoat and the All-Weather Coat. The topcoat and all-weather coats will be blue and worn outdoors only. The length of the topcoat and all-weather coat will end between the bottom of the kneecap and the mid-calf. The coats may be worn with the formal dress, mess dress, Class A, semi-formal dress, and Class B uniforms as well as worn over the pullover and cardigan sweaters. Coats may be modified from double-breasted to single-breasted when wearing the maternity uniforms by removing all buttons from the front of the garment and attaching 3 buttons to the left side front as follows: position the buttons approximately 1 1/2 inches from the left edge of the coat; align the top button with the first buttonhole and sew the other two buttons to align vertically with the top button; belt the coat in the back. Return buttons to original positions following maternity use.

7.1.5.1. Officer Rank Insignia. Officers wear shoulder mark insignia. Center 1-inch metal rank insignia 5/8-inch from end of epaulet. All Generals wear 1-inch stars. 3/4-inch stars are optional if 1-inch star insignia is unavailable.

7.1.5.2. Enlisted Insignia. Metal rank insignia is worn centered 1-inch above the bottom of the collar and parallel to the outer edge of the collar. Alternatively, enlisted Guardians may wear Space Force rank insignia centered on the outer arm halfway between the shoulder seam and elbow when bent at a 90-degree angle.

7.1.6. Gen III, level VI OCP Jacket. The OCP jacket may only be worn with the OCP uniform. The OCP jacket will have a Space Blue slip-on rank worn on the rank tab (Exception: Majors and 2d Lieutenants wear spice brown). Jacket will be worn zipped no lower than mid-point on the rank tab, when worn. Jacket may be worn without the pants; however, the pants will not be worn without the jacket. **Exception:** When worn with OCP maternity uniform, members may wear jacket unzipped. A Coyote Brown fleece liner may be worn under the OCP jacket; however, the fleece liner will not be visible. Nametapes are not worn on the OCP jacket.

Figure 7.3. Gen III, Level VI OCP Jacket.



Gen III, Level VI OCP Jacket

7.1.7. Coyote Brown Fleece (OCP). May be worn indoors or outdoors. The Coyote Brown fleece is authorized for wear as an outer garment with the OCP alone and over the OCP coat. It will have a Velcro® OCP nametape with Space Blue lettering centered between the zipper and sleeve seam on the wearer's right chest. It will also have a Velcro® cloth rank with OCP background flushed and centered above the nametape on the wearer's right chest. **Exception:** Lieutenant General and General rank will be a 3 1/4-inch by 2-inch Velcro® cloth rank. A Velcro® OCP U.S. Space Force tape with Space Blue, block lettering will be even with the nametape and centered between the zipper and sleeve seam on the wearer's left chest. **Note:** Guardians may sew-on or use Velcro® backing for nametape, Space Force tape, and rank but will not mix sewn-on and Velcro® tapes or rank. The fleece will be zipped no lower than the top of the nametape. The collar will be folded over and resting on the shoulder, chest, and back when the zipper is not completely zipped. **Exception:** When worn with OCP maternity uniform, members may wear the fleece unzipped. The bottom length of the fleece will match as closely as possible to the bottom length of the OCP coat. Do not roll or push up the fleece sleeves.

Figure 7.4. Coyote Brown Fleece Jacket.



7.1.8. N3B Cold-Weather Parka. For outdoor use only. The cold weather parka will be green with a fur-edged hood. When worn, the parka will be zipped at all times with the hood resting neatly on the upper back when not in use. Rank insignia is not worn on the cold-weather parka.

Figure 7.5. N3B Cold Weather Parka.



7.1.9. Gen III, Level VII. Provides protection similar to the N3B cold-weather parka with the fur lined hood and will be worn outdoors only. FLDCOM and Delta commanders that issue the cold-weather climate gear will determine Gen III, Level VII wear policy for their FLDCOM or installations and should mirror the N3B cold-weather parka wear policy. OCP nametapes are worn on the Gen III, Level VII coat.

Figure 7.6. Gen III, Level VII Parka.



7.1.10. Commercial Cold-Weather Outerwear. Commercial cold-weather OCP outerwear may be worn with the OCP uniform outdoors only. If worn, commercial outerwear must be OCP pattern or Coyote Brown. Wear nametape, Space Force tape, rank, and patches in the same configuration as the OCP uniform. **Exception:** Commercially procured maternity cold-weather outerwear may be worn without nametapes, Space Force tape, rank, and patches if outerwear does not have Velcro spots for those items to be worn. Maternity cold-weather outerwear should be either OCP-patterned or solid black, dark blue, dark green, dark brown, or Coyote Brown in color (**Note:** Solid black and dark blue are the only colors that may be worn with service dress options).

7.2. Headgear.

7.2.1. The Male Service Cap (Wheel Cap). Will only be worn with the service dress (Class A) and service uniforms (Class B). For placement of appropriate clouds, darts, and cap insignia, see Figures 7.8 and 7.9. The visor-type service cap is banded with dark blue 1 3/4-inch braid and has a front black chin strap. An optional version has a braid of an open mesh construction and an optional black leather back strap. The cap sits squarely on the head with no hair protruding in front of the cap. Officers wear the service cap insignia without a circle and with the appropriate clouds and darts (based on rank) centered on the front of the cap. Enlisted wear the service cap insignia with a circle, centered on the front of the cap. Service cap is mandatory for Majors and above to maintain and optional for all others.

7.2.2. The Female Service Cap (Bucket Cap). Will only be worn with the Class A and B service dress uniforms. Women are authorized to wear the male service cap. For placement of appropriate clouds, darts, and cap insignia, see Figures 7.8 and 7.9. Rounded design, sides form a front brim, with a solid blue hat cover. The cap sits squarely on the head. Officers wear the service cap insignia without a circle and with the appropriate rank-based clouds and darts centered on the front of the cap. Enlisted wear the service cap insignia with a circle, centered on the front of the cap. Service cap is mandatory for Majors and above to maintain and optional for all others.

7.2.3. Service Cap Badge. The Space Force Service Cap Badge is optional. (T-1) It will be used in place of the Air Force Service Cap Badge on the wheel and bucket caps. There are three versions of the Space Force Service Cap Badge: Officer Badge, CMSSF Badge and the Enlisted Service Cap Badge.

Figure 7.7. Service Cap Badge.



7.2.3. Service Cap Rank Indicators and Insignia.

7.2.3.2. General Officer Service Cap. The visor will have three clouds and darts on each side and the insignia will not have a circle.

7.2.3.3. Field Grade Officer Service Cap. The visor will have two clouds and darts on each side and the insignia will not have a circle.

7.2.3.4. Company Grade Officer Service Cap. The visor will be plain black (female service cap visor will be blue) and the insignia will not have a circle.

7.2.3.5. Enlisted Service Cap. The visor will be plain black (female service cap visor will be blue) and the insignia will have a circle.

Figure 7.8. Service Cap and Insignia.



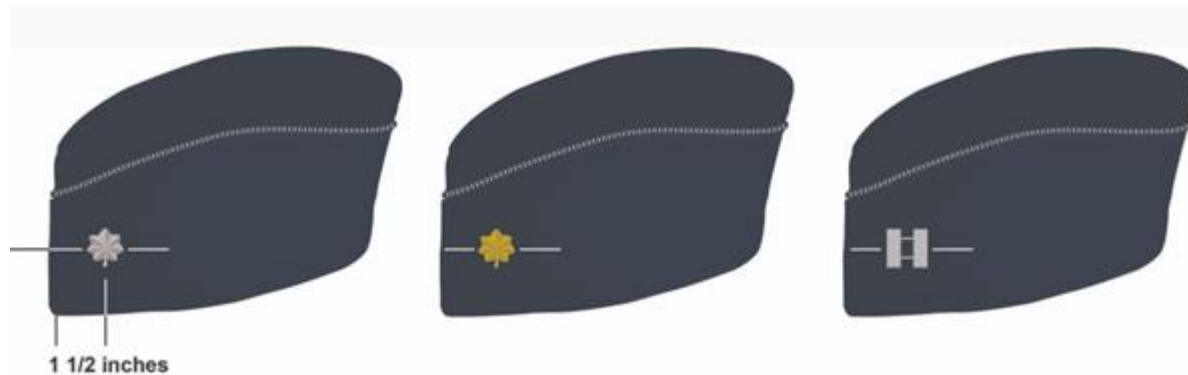
7.2.4. Flight Cap. Will only be worn with the service dress (Class A and Class B). All shades and material are authorized with service dress, service, and flight duty uniforms. The cap is not authorized to be tucked under epaulets. Women may wear either the female or male flight cap. For placement of appropriate rank insignia, see [Figure 7.9](#).

7.2.4.1. The flight cap will be worn slightly to the wearer's right with vertical creases of the cap in line with the center of the forehead and in a straight line with the nose. The cap extends approximately 1-inch from the eyebrows in the front and the opening of cap is to the rear. When not worn, the cap will be tucked under the belt on the Guardian's left side, between the first and second belt loops. The cap will not be folded over the belt nor be visible below service coat.

7.2.4.2. General Officer Flight Cap. The flight cap will be blue with a solid silver braid along the overlapping edge of the flight cap. Rank insignia will be worn on the wearer's left with the first star 1 1/2-inches from the front edge of the flight cap. The bottom two points of the stars will be parallel with the bottom of the flight cap. Stars will be lined up one immediately after the other. General officers will wear 1-inch stars or 3/4-inch stars if unable to wear the 1-inch stars.

7.2.4.3. Field Grade and Company Grade Officer Flight Cap. The flight cap will be blue with a silver and blue braid along the overlapping edge of the flight cap. Regular sized rank insignia will be worn on the wearer's left side, 1 1/2-inch from the front edge flight cap. Colonel rank insignia is worn with the eagle's beak pointed forward. The stem of the Major and Lieutenant Colonel oak leaf will point toward the ground.

7.2.4.4. Enlisted Flight Cap. The enlisted flight cap will be plain blue.

Figure 7.9. Rank Placement Example Male and Female Flight Caps.

7.2.5. Blue Winter Cap. Cap will only be worn with a full-length outer garment, while wearing the formal dress, mess dress, semi-formal, Class A, and Class B uniforms. It is not authorized to be worn with light-weight blue jacket, pullover sweater or blue cardigan sweaters. The blue winter cap will be commercial design with ear and neck flaps, ribbon tie or strap with a covered metal snap fastener. The blue winter cap will be wool and polyester serge mouton and have a snap fastener cover. Rank insignia will not be worn on the winter cap.

7.2.6. Watch Cap. Watch cap may be worn when approved by the Delta and/or through the Installation Commander. When worn, the watch cap will be pulled down snugly on the head; the bottom edge (all) of the cap may be folded to allow proper fit, but not rolled. The back of the cap should run across the nape of the neck and the front of cap should not be touching eyebrows nor higher than center of forehead; hair will not protrude from front of cap. The cap will be worn without rank insignia and not have bunching or sagging. It will be commercially designed, plain, solid black, sage green, or Coyote Brown knit or fleece/microfiber material.


7.2.6.1. Black Watch Cap. When permitted, may be worn with Class A and B uniforms, OCP or PTG.

7.2.6.2. Coyote Brown Watch Cap. When permitted, may be worn with the OCP uniform or PTG.

7.2.7. Organizational Cap. May be worn with the OCP by the following personnel/units. For placement of appropriate rank insignia, see [Figure 7.10](#).

7.2.7.1. The Space Force Honor Guard may wear a black ball cap with 5/8-inch tall USSF HONOR GUARD silver letters centered on the front of the cap. Ball cap may only be worn with the OCP utility uniform.

Figure 7.10. Rank Placement on OCP Cap.



7.3. Jewelry, Eyewear, Electronic Devices, Bags, Backpacks, Cold Weather, and Other Accessories. Personal accessories not listed in this instruction are not authorized for wear.

7.3.1. Jewelry. Jewelry will be worn in a manner that is consistent with the uniform standards and does not compromise the professional appearance of the Guardian. Jewelry should be simple and not flashy or attention-seeking and should not be excessive in size or quantity. Jewelry should also not interfere with the wear or function of the uniform or equipment. The local commander will make determinations regarding what jewelry is authorized, based on whether it meets these standards.

7.3.1.1. Earrings. Male Guardians are not authorized to wear earrings while in uniform or in civilian attire for official. Female Guardians may wear small (not exceeding six mm in diameter) conservative round or square white diamond, gold, white pearl, or silver earrings as a set with any uniform combination. If member has multiple earring holes, only one set of earrings is authorized for wear in uniform and will be worn in the lower earlobes. Earrings will match and fit tightly without extending below the earlobe unless the piece extending is the connecting band on clip earrings. When not wearing earrings, male and female Guardians are authorized to wear transparent piercing spacer(s) in lower earlobes while in uniform. Transparent spacers are not allowed in ear holes outside of the lower earlobes. Piercing holes will not be large enough to permit light to shine through.

7.3.1.2. Bracelets. Guardians may wear one bracelet around their wrist. If worn, the bracelet will be conservative in design, no wider than ½-inch, black, gold or silver in color, and will not contain inappropriate pictures or writing. Medical alert/identification bracelets are authorized for wear. If worn, medical alert/identification bracelets must be simple in design, with a plain and unadorned appearance. Gemstones/tennis bracelets may only be worn with the mess dress uniform. Bracelets espousing support for cause, philosophy, individual or group are not authorized. **Exception:** Traditional metal POW/MIA/KIA bracelets, which come in colors besides silver, bronze, or gold, remain authorized. Ankle bracelets are not authorized.

7.3.1.3. Watches/Smart watches. A single wristwatch may be worn around the wrist while in uniform, PTG, or civilian attire while in an official capacity. The watch must be simple in design and not excessive in size or ornamentation. Acceptable watch styles include those with solid color bands in black, brown, white, navy blue, silver, or gold, and with a simple face design. The watch should not be flashy or attention-seeking, and should not detract from the uniform or official attire. Prohibited examples include diamond-covered, neon, bright colors, and bands that exceed 1-inch width. **Exception:** For smart watches or fitness trackers - color and band width (may be up to 1 1/2-inch width in physical training gear) restrictions do not apply when worn with physical training gear. See [Figure 7.11](#), for examples of authorized and unauthorized wristwatch colors.

Figure 7.11. Authorized and Unauthorized Watch Colors (Not All-Inclusive).



7.3.1.4. Rings. Service members may wear a total of no more than three rings; wedding sets count as one ring when worn as a set. Rings will be worn at the base of the finger and may be worn on the thumb. Silicone rings are permitted, provided they are a single, solid color that does not detract from the uniform's appearance. Fluorescent or neon colors, as well as any color that clashes with the uniform, are prohibited. This includes, but is not limited to, excessively bright or reflective colors.

7.3.1.5. Necklaces. Will not be visible at any time. If worn, will be concealed under a collar or undershirt.

7.3.2. Eyeglasses/Sunglasses. Eyeglasses and sunglasses will not be worn around the neck or on top/back of head or exposed hanging on the uniform. Eyeglasses and sunglasses may have limited ornamentation on the frames. Frames must be a standard color, including black, brown, or transparent material, or gold or silver wire. Brand name glasses may be worn with a small logo on the frames or lenses, provided the logo is discreet and does not exceed a certain size. The logo may be a contrasting color to the frame or lenses, but must be a standard color such as black, brown, or matte silver/gold. Wrap-around sunglasses with a standard frame design are authorized. Lenses may be clear, slightly tinted, mirrored, or photosensitive, but must meet specific standards for tint and reflectivity. See [Figure 7.12](#). Sunglasses, including darkened photosensitive lenses, are not authorized in formation, except in specific circumstances where eye protection is required. **Exception:** Sunglasses are authorized for medical reasons such as PRK/Lasik surgery and when authorized by a commander or commandant on the advice of a medical official.

Figure 7.12. Authorized and Unauthorized Sunglass Lens Colors (Not All-Inclusive).



7.3.3. Contact Lenses. Contact lenses will be natural looking in shape and design. They will be clear in color and not change the color of the member's natural eye color.

7.3.4. Electronic Devices. Electronic devices are small electronic equipment such as personal or official cellular phones, hands-free devices, Fitbits™ and other small, conservative size fitness trackers. One handheld electronic device may be attached to a belt/waistband on either side or clipped to a purse. Handheld electronic devices, if worn on the belt/waistband or clipped to a purse, will be plain black, silver, dark blue, or gray. Holster and other storage devices used to attach handheld electronic devices to the uniform or purse will be plain black, silver, dark blue, or gray. Handheld electronic devices not worn on the belt/waistband or clipped to a purse can be any color. Pedometers are allowed to be worn on boots or shoes while in uniform but must be dark blue or black in color and attach without interfering with the work area or causing a safety hazard.

7.3.4.1. Wear and use of an earpiece, any Bluetooth® wireless technology, or headphones, while in uniform, indoors or outdoors, is authorized for official duties or as determined by Installation Commanders, delegable no lower than squadron commanders. **Exception:** Headphones and earphones are authorized during travel on public transportation (i.e., bus, train, or air travel) and/or while wearing the PTG during individual or personal PT in the fitness center or on designated running areas unless prohibited by the Installation Commander. Use of a hands-free device is authorized while in uniform operating a motor vehicle if local policy permits.

7.3.4.2. Use of personal electronic media devices, including cellular phones, earpieces, speaker phones or text messaging while walking in uniform is authorized. Military customs and courtesies take precedence. **Note:** Authorized colors of earpieces worn while in uniform are white, black, brown, dark blue or gray.

7.3.5. Bags. Attaché Cases, Gym, Messenger, Computer, Lunch Bags, Back Packs, Handbags, Clutch-Style Purses, Wallets, etc.

7.3.5.1. When wearing a uniform while carrying the backpack, bag, case, purse, wallet by hand, there are no color or logo restrictions. Guardians will carry items in the left hand when only one hand is needed to carry items in order to render proper customs and courtesies.

7.3.5.2. When wearing a uniform and the backpack, bag, case is/are worn over one or both shoulders, the cloth, vinyl, or leather color must be OCP patterned, black, brown, tan, grey, or dark blue and complement the uniform.

7.3.5.2.1. Gym Bags. Logos of any size are authorized on the bag.

7.3.5.2.2. Backpacks. Backpacks will be a single color, without design unless OCP patterned. Small logos are authorized. Guardians may wear either a sling style backpack or two-strap backpacks. Sling backpacks will be worn across the chest, if carried on shoulder wear on the left shoulder. Two-strap backpacks will be worn on the left shoulder or both shoulders as long as it does not interfere with rendering the proper salute. Backpacks will not have ornamentation, high-gloss, designs, or hanging/dangling objects. Small gold or silver clasp are authorized, but chains are not authorized. **Exception:** Reflective belt/strap for visual identification and identification tag.

7.3.5.2.3. Handbags. Bag will be without design and without ornamentation however, a single small logo not to exceed 1-inch in diameter is authorized. Bag may be with or without plain fold-over flap, with or without single-placed silver or gold-colored clasp. Stitching will be black, white, or the same color as handbag. Handbags may have up to two adjustable shoulder straps with or without buckles on the straps.

7.3.5.3. Clutch-Style Purses/Wallets. Hand carried clutch-style purses/wallets for all uniform combinations will be solid black, brown, gray, or dark blue smooth or scotch-grain leather, patent leather, high-gloss, or manmade material without design and without ornamentation. Stitching will be black or white or the same color as purse/wallet. Fabric, suede, and patent leather may be carried with the mess dress and formal dress uniforms. Hand carried clutch-style purses/wallets will be no larger than 6½ (H) x 11(W)-inches or no smaller than 5(H) x 9(W)-inches. Hand carried clutch-style purses/wallets will have a concealed closure and may have a wrist strap.

7.3.6. Lanyards/Access Passes/Identification Badges/Common Access Cards. Lanyards will be plain and unobtrusive. Authorized lanyard materials include dark-colored fabric, small silver chain (maximum thickness of 2 mm), or clear plastic. Lanyards will not have any excessive ornamentation or flashy designs. Access passes, identification badges, and common access cards are only authorized for wear when required within the confines of the location for which they were issued. When worn, they will be worn on the front of the body above the waist and below the neck and must not present a safety hazard.

7.3.7. Umbrella. Umbrellas will be plain, solid black, gray, brown or dark blue and carried in the left hand.

7.3.8. Cold Weather Accessories. Cold weather accessories may be worn without wearing authorized outer garments. **(T-1) (Exception:** Gloves may be worn solely with the service dress uniform or OCPs. Watch cap may be worn solely with the OCP). Except for functional items, cold weather accessories are only worn while outdoors.

7.3.8.1. Gloves. Gloves may be worn with all uniforms or authorized outer garments and must be one solid color. They will be leather, knitted, tricot or suede, or a combination of leather, knitted, tricot, and suede. Coyote brown or black gloves may be worn with OCP uniform. Only black gloves may be worn with the service dress uniform and all approved outer garments worn with the dress uniforms.

7.3.8.2. Scarf. A black scarf may be worn with all uniforms and authorized outer garments. A black or Coyote Brown scarf may be worn with OCP uniform. The scarf must be tucked in when worn with outer garments. The scarf will not exceed 10-inches in width and can be knit, all wool or cotton simplex, with or without a napped surface.

7.3.8.3. Earmuffs and Cold Weather Headbands. Black earmuffs or headbands may be worn with all uniform combinations and all authorized outer garments. Black or Coyote Brown earmuffs may be worn with OCP uniform. Earmuffs may wrap around either the top or rear of the head.

7.3.8.4. Neckgaiter. A black neckgaiter may be worn with all uniforms or authorized outer garments. A black or Coyote Brown scarf may be worn with OCP uniform. It may be worn as a neck warmer or balaclava (may cover the nose).

7.4. Footwear.

7.4.1. Footwear (Males/Females). Footwear is required when wearing all uniforms. Athletic shoes will only be worn with the physical training gear unless medically necessary as determined by appropriate medical authorities and approved by the commander.

7.4.1.1. Black Socks (Male/Females). Socks will be plain without design, clean, and serviceable. Wear with low quarters or dress boots. Additional socks may be worn under the black socks as long as they are not visible. See [paragraph 5.1.11](#) for OCP guidance.

7.4.1.2. Low Quarters (Males/Females). Wear black low-quarters with the formal dress, mess dress (optional for females - trousers and slacks only), semi-formal, service dress (Class A), and service uniforms (Class B) (authorized with all maternity Class A & Class B uniforms). Black dress boots are also an option with the Class A & Class B uniforms. Shoes will be low quarter, oxford-style, lace-up with a plain rounded toe or a plain rounded-capped toe. Soles will not exceed 1/2-inch in thickness and the heel will not exceed 1-inch in height (measured from the inside front of the heel); however, the sole may have a low wedge heel. Guardians may wear taps on their shoes to preserve the heels as long as the taps do not change the intended appearance of the shoes. They will be plain, clean, and serviceable, and without ornamentation such as buckles, bows, or straps. Shoes will be smooth or scotch-grained leather or manmade material. Shoes will be shined; high gloss or patent finish is optional.

7.4.1.3. Dress Boot (Males). May wear with the Class A and Class B uniforms. If worn, the dress boot sole will be black plain rounded toe or rounded capped toe. A zipper or elastic inserts may be worn; however, if worn they will be without design. The sole will not exceed 1/2-inch in thickness and heel will not exceed 1-inch in height (measured from the inside front of the heel). High-gloss or patent finish is optional.

7.4.1.4. Dress Boots (Females). May wear with the Class A, Class B, and all blue maternity uniforms. During inclement weather, boots may be worn with skirt or slacks; however, if worn with skirt, remove boots while in the workplace and wear pumps, slip-on shoes, or low quarters. Heels will be no higher than 2½-inches measured from the inside sole of the boot to the end of the heel lift. The tip of the heel must exceed 1/2-inch in diameter or larger than the body of the boot. Pointed or squared toes and extreme heel shapes are not authorized. They will be plain, clean, and serviceable, without ornamentation such as buckles, bows, or straps. The material will be smooth, scotch-grained leather or a manmade material. They may be high-gloss or patent finish.

7.4.1.5. Hosiery (Female). Hosiery may be worn with the formal dress, mess dress, semi-formal dress, and service dress uniform (skirt). If worn, hosiery will be plain, sheer, or nylon in neutral, dark brown, black, or dark blue shades. Patterned hosiery is not authorized with any uniform. If not wearing hosiery with slacks, plain (not patterned) black socks may be worn.

7.4.1.6. Pumps (Females). Will be worn with the formal dress. Optional with the mess dress, service dress Class A, Class B, semi-formal uniforms, and all blue maternity uniforms. Black pumps will be low cut and rounded throat (the top opening) with a raised heel no higher than 3-inches measured from the inside sole of the shoe to the end of the heel lift. The tip of the heel must exceed 1/2-inch in diameter or larger than the body of the shoe. Pointed or squared toes and extreme heel shapes are not authorized. They will be plain, clean, and serviceable without ornamentation such as buckles, bows, or straps. The material will be smooth, scotch-grained leather or a manmade material. They may be high-gloss or patent finish.

7.4.1.7. Slip-on Shoes (Females). Can be worn (optional) with the Class A, Class B, and all blue maternity uniforms. Commercially designed step-in shoes where the top of the shoe goes over the top of the foot, with rounded toe or plain rounded capped toe and must have a back. Pointed or squared toes and extreme heel shapes are not authorized. They will be plain, clean, and serviceable without ornamentation such as buckles, bows, or straps. The material will be smooth, scotch-grained leather or a manmade material. They may be high-gloss or patent finish.

7.4.2. Footwear Combat Boots (Males/Females).

7.4.2.1. Coyote Brown Combat Boots. Wear Coyote Brown combat boots only with the OCP. Athletic shoes may be worn if medically necessary, as determined by competent medical authorities at a civilian or military treatment facility and approved by the commander. The soling material will not exceed 2-inches in height. **(T-1)** Boots will be laced up with plain rounded toe or rounded capped toe with or without a perforated seam. **(T-1)** A zipper or elastic inserts may be worn; however, if worn, they will be without design. **(T-1)** Boots can be either with or without a safety toe. Logos will be the same color as the boot. Designs are not authorized.

7.4.2.2. Black Combat Boots. Guardians may wear with the Class A and B uniforms. **Exception:** Not authorized when wearing the skirt or maternity jumper. When worn, laces will either be tied and tucked in the boot or tied and wrapped around the boot. Logos will be the same color as the boot. Designs are not authorized.

7.5. Undergarments. Appropriate undergarments are required to be worn with all uniform combinations. Males will wear undershirt and underpants with all uniforms. Females will wear bra and underpants with all uniforms. Undershirts will not have pockets.

Chapter 8

PHYSICAL TRAINING GEAR

8.1. Physical Training Gear (PTG). PTG is authorized for wear by Space Force military personnel (including retired personnel) and the Secretary and Under Secretary of the Air Force.

Figure 8.1. Physical Training Gear (PTG) and PTG Running Suit.



8.1.1. Installation commanders may temporarily adjust wear policy to address immediate safety or mission/operation concerns and may be more restrictive with wear policy (e.g., no hats or sunglasses during organized fitness events, no head or earphones due to safety concerns, etc.) to support unit cohesion and present a standardized image.

8.1.2. Guardians must wear the PTG during physical fitness assessments and while participating in organized Physical Training (PT) events, as designated by the commander. **(T-2)** In addition, if PTG items are worn during individual or personal PT, the following guidelines apply (exceptions noted):

8.1.3. PTG Jacket. If worn, the jacket will be zipped at least halfway between the waistband and collar. Sleeves will end within 1-inch of the wrist.

8.1.4. Short-sleeved PTG shirt. Wear the short-sleeve shirt tucked or untucked into shorts or running pants. If untucked, shirt must extend to the bottom of the side pocket on the shorts and pants but will not cover the shorts reflective material. Shirt sleeves will not be removed or cut. Short and long-sleeved white, black, or light gray form fitting undershirts, (i.e., spandex, Lycra® or elastic material), to include those with a mock neck, may be worn and visible under the short-sleeved PTG shirt. Undershirts must not extend lower or be longer than untucked PTG shirt. Commanders may standardize whether shirts will be worn tucked or untucked in formations or organized unit physical training.

8.1.5. Shorts/Running Pants.

8.1.5.1. PTG running pants. The waistband will rest at or within 2-inches of the natural waistline. Both pant legs will extend below the ankles.

8.1.5.2. PTG shorts. The PTG shorts waistband will rest at or within 2-inches of the natural waistline. The lining in the PTG shorts may be removed. Short, mid, and full-length solid black, white, or grey form fitting sportswear (i.e., spandex, Lycra, or elastic) may be worn and visible under the PTG shorts.

8.1.6. Footwear.

8.1.6.1. Socks. Socks are mandatory. Socks will be a solid color (black, white, gray) color and may have small trademark logos. Local commanders may implement policies for standardization within units.

8.1.6.2. Athletic style shoes. Athletic style shoes are mandatory. There are no restrictions on the color of the athletic shoes.

8.1.7. Headgear.

8.1.7.1. Installation commanders may authorize wear of an optional solid black or white baseball/sport cap and/or sweatband with the Space Force symbol or USSF printed/embroidered on the front during organized PT. This is also authorized during individual PT. If authorized, wear caps outdoors only.

8.1.7.2. Bandanas and other similar headscarves or headgear are not authorized. **Exception:** Guardians with an approved medical waiver.

8.1.8. Cold Weather Accessories. Cold weather accessories may be worn outdoors only.

8.1.8.1. Watch Cap. Will be plain, solid black, or Coyote Brown without logos.

8.1.8.2. Gloves. Gloves will be black small logos are authorized not to exceed 1 square inch.

8.1.8.3. Scarf. Will be black, all wool or cotton simplex, with or without napped surface, and less than 10-inches in width.

8.1.8.4. Balaclava. A solid black balaclava made of any material may be worn with PTG while performing physical fitness activities outdoors. Excess neck material must be tucked into the PTG shirt.

8.1.8.5. Earmuffs and Cold Weather Headbands. Solid black earmuffs or headbands made of any material may be worn with PTG outdoors. They may wrap around either the top or rear of the head.

8.1.8.6. Fleece outerwear is not authorized for wear with the PTG.

8.1.9. Guardians are authorized to wear PTG items with civilian or personal attire during individual or personal physical training activities, or while off-duty, provided the attire is not excessively casual or revealing. Examples of authorized combinations include wearing a PT shirt with personal shorts or pants, or wearing a PT jacket with personal shirt, pants, or shorts. PTG will not be worn with civilian or personal items that contain offensive wording, graphics, or photos.

8.1.10. Headphones and earphones are authorized while in the fitness center or on designated running areas, unless prohibited by the Installation Commander.

8.1.11. Long hair must be secured and may extend below the shoulder blades.

8.1.12. Proper military customs and courtesies honoring the flag during reveille/retreat will apply. Saluting due to rank recognition is not required when wearing the PTG.

8.1.13. For accessions, Professional Military Education (PME) and academic training environments such as the United States Air Force Academy, Squadron Officer School, or Basic Military Training, commanders, or equivalent, will determine which PT events are organized. In these environments, students and staff may wear unit-specific PT gear to meet necessary training requirements, to include staff and student distinction or student squadron affiliation.

Chapter 9

DISTINCTIVE UNIFORMS, ITEMS AND EQUIPMENT

9.1. Organizational Clothing and Equipment. The clothing remains the property of the organization to meet unique functional or work requirements and includes both distinctive and functional clothing items. Members may sew reflective tape on organizational clothing and equipment or use Velcro® on jackets so they can remove it during contingencies. Functional clothing items such as parkas, protective footwear, specialized winter flight clothing will be issued as required. FLDCOM or Installation Commanders will prescribe wear instructions in supplements to this directive.

9.2. Informal Uniform. Members of the Space Force Honor Guard, Base Honor Guard, Guardian Talent Scouts, and World Class Athletes are authorized to wear an informal uniform if approved by applicable unit commander. Personal grooming and accessory standards apply while wearing an informal uniform.

9.2.1. Shirts. Shirts will be short or long-sleeve, dark black polo-style, with the officially recognized "UNITED STATES SPACE FORCE" contemporary symbol on front upper-left chest. White undershirts may be worn and must be a V-neck or athletic style tank top. Functional identification will be monogrammed in white (all capital letters) on the left sleeve, above the elbow, of both the short and long-sleeved shirts. The following functional identifications will be used:

9.2.1.1. "USSF HONOR GUARD" or "BASE HONOR GUARD"

9.2.1.2. "USSF RECRUITER"

9.2.1.3. "WORLD-CLASS ATHLETE"

9.2.2. Space Force Hexagonal Name Tag. The Space Force hexagonal name tag is authorized upon availability from AAFES, MCSS, or Individual Issue. **(T-1)** If utilizing the hexagonal name tag, a two-line name is required. The top line is the member's official first or middle name. The second line is the member's last name. Call signs are not authorized on the name tag. See [Figure 4.8](#).

9.2.3. Trousers. Trousers will be light to medium gray in color (not dark, such as carbon or charcoal) and may have cuffs and pleats. Shorts are not authorized.

9.2.4. Belt. A black belt with a black or silver buckle is required.

Figure 9.1. Informal Uniform.



9.2.5. Footwear. Wear solid black socks with plain black business casual low quarters or plain black athletic style shoes.

9.2.6. Headgear. A Black watch or baseball cap with "USSF" logo may be worn when outdoors.

9.2.7. Outer Garments. Guardians may wear a black jacket with a removable fleece liner and a small "USSF" logo on the wearer's upper left chest.

9.2.8. Cold Weather Accessories. Cold weather accessories may be worn without wearing authorized outer garments when outdoors.

9.2.8.1. Gloves. Gloves will be black, leather, knitted, tricot or suede, or a combination of thereof.

9.2.8.2. Scarf. A black knit scarf may be worn with uniform or outer garments and must be tucked in when worn with outer garments.

9.2.8.3. Earmuffs and Cold Weather headbands. Black earmuffs or headbands may be worn with the uniform and all authorized outer garments. Earmuffs may wrap around either the top or rear of the head.

9.3. Miscellaneous Uniforms.

9.3.1. Campaign hats.

9.3.1.1. *Basic Military Training Instructor.* Campaign (bush) hat worn with service dress (Class A), service uniform (Class B), and OCP.

9.3.2. *Aiguilletes.* Aiguilletes distinguish officer aides and attachés. The aide to the President and Vice President of the US, White House social aides, aides to the Secretary and Deputy Secretary of Defense and aides to foreign heads of state, wear aiguillette on the right; other aides and attachés on the left.

9.3.3. *Chief Master Sergeant of the Space Force (CMSSF)*. Authorized to wear tie tack or clasp with CMSSF grade insignia, tie tack or cuff links with an “eagle and wreath” design. CMSSF will wear “eagle and wreath” design emblem on service cap and “wreath” encircled US insignia on service coat.

9.3.4. The immediate staff of the Secretary of the Air Force, CSO, CMSSF, Chairman of the Joint Chiefs of Staff (CJCS), Vice Chairman of the Joint Chiefs of Staff (VCJCS), and Senior Enlisted Advisor to the Chairman (SEAC) are authorized to wear specialized nametags containing their respective flag on their blues shirts.

Chapter 10

RELIGIOUS ACCOMMODATION

10.1. See DAFI 52-201, *Religious Freedom In The Department of The Air Force*. For guidance on how to make a religious accommodation request for Grooming and Personal Appearance standards.

10.2. Dress and Appearance Waivers. Only SF/S1 may grant exception to policy of dress and personal appearance standards for religious accommodation not otherwise delegated to lower commanders. The approval memorandum will outline any conditions or limitations. Religious accommodation and appearance exception to policy waivers extend to temporary duty and subsequent permanent duty assignment locations. All religious accommodation requests approved by lower-level commanders for dress and personal appearance standards (entire package) must be submitted to SF/S1P via the Dress and Appearance org box: HQSF.S1P.DressandAppearance@us.af.mil.

10.3. The Guardian's home station Delta, Field Command, Field Operating Agency (FOA), and Direct Reporting Unit (DRU) Directors (O-6/GS-15 and above). Are the approval authority for the following dress and appearance religious accommodation requests: 1) hijab; 2) beard; 3) indoor/outdoor head coverings; 4) turban or under-turban/patka worn with unshorn beard and with unshorn hair and 5) religious regalia worn for honoree during military ceremonies (e.g. retirements, promotions, re-enlistments) or during community outreach events. All other requests require SF/S1 authorization.

10.4. All approved religious accommodations should. Be worn in a neat and conservative manner (defined as, discreet, tidy, and not dissonant or showy in style, size, design, brightness, or color). Guardians with an accommodation permitting the following faith practices must adhere to the following standards:

10.4.1. Hijab (Head Scarf). The hijab will be worn in a neat and conservative manner that presents a professional military image and well-groomed appearance. A hijab (head scarf) made of a subdued material in a color that closely resembles the assigned uniform (generally black, brown, green, tan, or navy blue as appropriate). The material will be free of designs or markings, however a Guardian wearing the OCP may wear a hijab in a camouflage pattern matching the uniform. The hijab must be closely fitted to the contours of the head and neck and may not cover the eyebrows, eyes, cheeks, nose, mouth, or chin. The bottom edges of the hijab will be tucked under the Guardian's uniform top and all required headgear will still be worn. Hair underneath the hijab must be worn in a hairstyle authorized for the Guardian according to [paragraph 3.1.3](#). The bulk of the Guardian's hair and hijab may not impair the ability to wear protective equipment; impede the ability to operate an assigned weapon, military equipment, or machinery; or interfere with the ability to perform the assigned military duties. When directed by a commander, the Guardian may be required to wear a hijab made of fire-resistant material.

Figure 10.1. Hijab.

10.4.2. Beards. Beards will be maintained in a neat and orderly manner, following the natural contours of the face. The beard will be groomed to present a professional and well-groomed appearance, with all hairs lying flat against the skin and no stray or unruly hairs. The beard will be trimmed and maintained to prevent excessive length or bulk and will be kept clean and well-groomed at all times. A Guardian's beard (which include facial and neck hair) must be maintained to a bulk not to exceed 2-inches when measured from any point on the neck, chin, or cheeks. Beard hair exceeding 2-inches in bulk, when measured from the bottom of the chin, must be rolled and/or tied to achieve the required 2-inch bulk. Guardians may use styling products to groom or hold the beard in place and may use accessories such as a clear plastic band, hair tie, or bobby pin to roll or tie the beard in place. Petroleum-based products are not authorized if a Guardian will be wearing a protective mask. If used, hair accessories should be clear or match the wearer's beard color, should not be visible when rolled or tied, and present no safety concerns (e.g., Scrunchies are not authorized). The bulk of a Guardian's beard may not impair the ability to operate an assigned weapon, military equipment, or machinery. A mustache worn with a beard may extend sideways beyond the corners of the mouth to connect with the beard but must be trimmed or groomed to not cover the upper lip.

Figure 10.2. Beard.

10.4.3. Turban and Under-Turban. The turban or under-turban will be worn in a neat and conservative manner that presents a professional military image and well-groomed appearance. The material will be free of designs or markings. A Guardian may wear a turban (or under-turban or patka, as appropriate) made of a subdued material in a color that closely resembles the headgear for an assigned uniform. Delta commanders may designate conditions where the under-turban will be worn instead of the turban. **Exception:** Guardians wearing an OCP uniform are authorized to wear a turban or under-turban in a camouflage pattern matching the uniform. Unless duties, position, or assignment require a Guardian to wear protective headgear, Guardians are not required to wear military headgear in addition to the turban or under-turban. For officers only, pin-on rank will be displayed on the turban or under-turban when worn in circumstances where military headgear is customarily worn and removed in circumstances where military headgear is not customarily worn, such as indoors or in no-hat/no-salute designated areas. Hair worn under the turban or under-turban is not subject to [paragraph 3.1.2](#) standards but may not fall over the ears or eyebrows or touch the collar while in uniform. When Guardians wear protective headgear with the under-turban, reposition the bulk of the hair to ensure proper fit. When directed by a commander, the Guardian may be required to wear an under-turban made of fire-resistant material.

Figure 10.3. Turban/Under Turban.



10.4.4. Regalia. May be worn in uniform by honoree during military ceremonies, including but not limited to re-enlistments, retirements, special award ceremonies, promotions, and for attendees during community outreach events. If the event is outdoors, Guardians wearing regalia headgear (e.g., beaded medicine wheel with Eagle Plum, beaded headband, etc.) are not required to wear military headgear if it interferes with the wearing of the regalia.

Chapter 11

BADGES AND SPECIALTY INSIGNIAS

11.1. Badges. The wear of badges is optional. The total number of occupational, qualification or skill badges worn will not exceed two in any uniform combination. The commander's pin insignia does not count as one of the badges. No more than a combined total of two aeronautical, space, cyberspace, missile operations, or occupational badges will be worn on the wearer's left.

11.1.1. Badges for service dress uniforms will be shiny, metallic except the heritage aeronautical wings, which may have an oxidized satin finish. OCP badges will be embroidered. When more than one aeronautical, space, cyberspace, or missile operations badge is authorized, wear the badge that reflects the current job or billet in the highest position and the second and subsequent aeronautical, space, or cyberspace badges become optional.

11.1.2. Aeronautical, space, cyberspace, badges are equal in precedence. Parachutist wings are optional; however, when worn will be placed above an occupational badge or below an aeronautical, space, or cyberspace badge.

11.1.3. All occupational badges worn will be the same size; miniature, or regular **Exception:** Aeronautical, space, and cyberspace badges may be a different size than an occupational badge; however, multiple aeronautical, space, and cyberspace badges will be the same size. Miniature wings may be worn with a regular size occupational badge, or regular size medical badge.

11.2. Placement of Badges.

11.2.1. OCP uniform. A maximum of two occupational, qualification, or skill badges are worn on the left side of the uniform front above the U.S. Space Force tape located above the left breast pocket. Wear authorized embroidered cloth badges on the OCP. Wear of current Space Force occupational badge(s) are mandatory if sister services badges are worn. Metal pin-on qualification badges of sister services are not worn on the OCP uniform.

11.2.2. Formal and Mess Dress uniform (males and females). Center occupational, qualification, or skill badge 1/2-inch above top row of medals or when not authorized medals, midway between shoulder and top button. An additional second badge may be worn centered 1/2-inch above first badge, when authorized.

11.2.3. Semi-Formal Dress uniform (males and females). Wear all or some ribbons and devices. The first occupational, qualification, or skill badge will be centered on the wearer's left 1/2-inch above the top row of ribbons. Center additional badges 1/2-inch above the first one.

11.2.4. Service Dress uniform (Class A) (males and females). Wear all or some ribbons and devices. The first occupational, qualification, or skill badge will be centered on the wearer's left 1/2-inch above the top row of ribbons. Additional badges are centered 1/2-inch above the first one. When not authorized ribbons for wear, center badges parallel to the name tag. Center additional badge 1/2-inch above the first one.

11.2.5. Service uniform (Class B) (males and females). Ribbons are optional; wear all, some or no ribbons and devices. The first occupational, qualification, or skill badge will be centered on the wearer's left 1/2-inch above the top row of ribbons. If no ribbons are worn, female Guardians will center badge parallel to the name tag; male Guardians will center badge 1/2-inch above the left pocket. Center additional badge 1/2-inch above the first

11.3. Placement of Duty and Miscellaneous Badges. The wear of these badges is optional. **Note:** No more than four total badges will be worn at one time, not including the command insignia pin.

11.3.1. Formal and Mess Dress uniform (males). Miniature duty badges will be worn. The first duty badge will be centered on the wearer's left 1/2-inch below the bottom row of medals. The second badge will be worn on the wearer's right in the same relative position as the badge worn on the wearer's left. The third badge will be worn centered on the wearer's right, adjacent to the bottom row of medals. The missile or excellence-in-competition badges are worn on the wearer's left, 1/2-inch below the bottom row of medals. Move any duty badge(s) to the wearer's right side, in the same relative position as the badge worn on the wearer's left. Current commanders wear the command insignia pin on the wearer's right side, centered, adjacent to top of medals. Graduated commanders position insignia on the wearer's right side, adjacent to bottom row of medals. If three duty badges are worn with command insignia pin, place command insignia pin 1/2-inch above third duty badge (current commander) or 1/2-inch below third duty badge (graduated commander). The command insignia pin is mandatory for current commanders and may be worn by all eligible commissioned officers in the rank of Colonel (O-6) and below.

11.3.2. Formal and Mess Dress uniform (females; including maternity). Miniature duty badges will be worn. The first duty badge will be centered on the wearer's right, adjacent to the member's medals on the wearer's left. The second badge will be worn on the wearer's right, adjacent to the medals to the left side, centered and spaced 1/2-inch apart from the first badge. The third duty badge will be worn on the wearer's right, 1/2-inch above and centered on the first two duty badges. The missile or excellence-in-competition badges are worn on the wearer's right, in the same relative position as the member's medals on the wearer's left. If a duty badge is being worn on the wearer's right, move the missile or excellence-in-competition badges to the wearer's left, 1/2-inch below the bottom row of medals. Current commanders center command insignia pin on wearer's right side, adjacent to occupational badges worn on wearer's left. Graduated commander's center command insignia pin on wearer's right, in a relative position, adjacent to medals worn to the wearer's left. If duty badges are worn, current commanders center command insignia pin 1/2-inch above a single duty badge. If worn with two duty badges, position command insignia pin 1/2-inch above and centered on the two duty badges, with both duty badges evenly spaced 1/2-inch apart. If worn with three duty badges, position command insignia pin 1/2-inch above and centered on the third duty badge. If member is a graduated commander, center command insignia pin 1/2-inch below a single duty badge or centered 1/2-inch below duty badges, if wearing two or three duty badges. The command insignia pin is mandatory for current commanders and may be worn by all eligible commissioned officers in the rank of Colonel (O-6) and below.

11.3.3. Semi-Formal uniform (enlisted males). Regular duty badges will be worn. The first duty badge will be on the wearer's left 1 1/2-inch below top of welt pocket and centered. The second badge will be worn on the wearer's right in the same relative position as the badge worn on the wearer's left. The third duty badge will be worn on the wearer's right centered between the arm seam and lapel. The bottom of the third duty badge will be parallel with the bottom row of ribbons. The missile and or excellence-in-competition badges are only worn 1 1/2-inch below top of welt pocket and centered. Move duty badge to wearer's right if authorized to wear a duty badge and the missile and/or excellence-in-competition badge(s).

11.3.4. Semi-Formal uniform (enlisted females). Large duty badges will be worn. The first duty badge will be on the wearer's right, centered between arm seam and lapel, with bottom edge of badge parallel with top of welt pocket. The second badge will be worn on the wearer's right in the same relative position as the member's ribbons on the wearer's left side and centered and spaced 1/2-inch apart from the first badge. The third badge will be worn on the wearer's right, placed 1/2-inch above and centered on first two duty badges. The missile or excellence-in-competition badge(s) are worn on the wearer's right, centered between arm seam and lapel, in the same relative position as the member's ribbons on the wearer's left. If a duty badge is being worn on the wearer's right, move the missile or excellence-in-competition badge to the wearer's left, 1 1/2-inch below top of welt pocket and centered.

11.3.5. Semi-Formal uniform (enlisted maternity). Large duty badges will be worn. The first duty badge will be worn on the wearer's right in the same relative position as the member's ribbons on the wearer's left side. The second badge will be worn on the wearer's right in the same relative position as the member's ribbons on the wearer's left side, centered and spaced 1/2-inch apart from the first badge. The third badge will be worn on the wearer's right, placed 1/2-inch above and centered on first two duty badges. The missile or excellence-in-competition badge(s) are worn on the wearer's right, centered between arm seam and lapel, in the same relative position as the member's ribbons on the wearer's left. If a duty badge is worn on the wearer's right, move the missile or excellence-in-competition badge to the wearer's left, centered 1 1/2-inch below ribbons.

11.3.6. Service Dress uniform (males). Large duty badges will be worn. The first duty badge will be centered on the wearer's left 1 1/2-inch below top of welt pocket and centered. The second badge will be worn on the wearer's right 1 1/2-inch below the name tag. If authorized, center a third badge 1/2-inch above the name tag. The missile badge is only worn 1 1/2-inch below top of welt pocket and centered. Move duty badge to wearer's right if authorized to wear a duty badge and the missile badge. The excellence-in-competition badge is only worn centered on the left welt pocket. Command insignia pin is worn on the wearer's right side, centered 1/2-inch above the name tag for current commanders, centered 1/2-inch below name tag for graduated commanders. If duty badge is worn on the wearer's right side with command insignia pin, center duty badge 1/2-inch above command insignia pin (current commander) or center duty badge 1/2-inch below command insignia pin for graduated commander. The command insignia pin is mandatory for current commanders on all blue uniforms and may be worn by all eligible commissioned officers in the rank of Colonel (O-6) and below. See [Figure 11.1](#).

11.3.7. Service Dress uniform (females). Large duty badges will be worn. The first duty badge will be centered on the wearer's right, 1/2-inch above the name tag and centered. The second badge will be worn 1/2-inch above the name tag and centered and spaced 1/2-inch apart from the first badge. The third duty badge will be centered and spaced 1/2-inch above the first 2 duty badges. If duty badge(s) are worn, the missile or excellence-in-competition badge(s) will only be worn on the wearer's left, 1 1/2-inches below the top of the welt pocket. If no duty badge(s) are worn, the missile badge and/or excellence-in-competition badge is worn on the wearer's right, 1/2-inch above name tag. Command insignia pin is worn on the wearer's right side, centered 1/2-inch above the name tag for current commanders or centered 1/2-inch below name tag for graduated commanders. If wearing one duty badge with command insignia pin, (current commanders) center duty badge 1/2-inch above command insignia pin. If two duty badges and the (current) command insignia pin are worn together, place command insignia pin 1/2-inch above name tag and place both duty badges 1/2-inch above command insignia pin, centered and spaced 1/2-inch apart. If wearing three duty badges with command insignia pin (current commanders), add the third badge 1/2-inch above and centered on the first two duty badges. The command insignia pin is mandatory for current commanders and maybe worn by all eligible commissioned officers in the rank of Colonel (O-6) and below. See [Figure 11.2](#).

Figure 11.1. Male Service Dress Duty Badge Configuration Examples.



Figure 11.2. Female Service Dress Duty Badge Configuration Examples.



11.3.8. Service Dress uniform (maternity). Large duty badges will be worn. The first duty badge will be centered on the wearer's right, 1/2-inch above the name tag and centered. The second badge will be worn 1/2-inch above the name tag and centered and spaced 1/2-inch apart from the first badge. The third duty badge will be placed 1/2-inch above and centered on the first two duty badges. If duty badge(s) are worn, the missile or excellence-in-competition badge(s) will only be worn on the wearer's left, 1 1/2-inches below the bottom row of ribbons.

If no duty badge(s) are worn, the missile badge and/or excellence-in-competition badge is worn on the wearer's right, 1/2-inch above name tag. Command insignia pin is worn on the wearer's right side, centered 1/2-inch above the name tag for current commanders or centered 1/2-inch below name tag for graduated commanders. If wearing one duty badge with command insignia pin, (current commanders) center duty badge 1/2-inch above command insignia pin. If two duty badges and the (current) command insignia pin are worn together, place command insignia pin 1/2-inch above name tag and place both duty badges 1/2-inch above command insignia pin, centered and spaced 1/2-inch apart. If wearing three duty badges with command insignia pin (current commanders), add the third badge 1/2-inch above and centered on the first two duty badges. The command insignia pin is mandatory for current commanders on all blue uniforms and may be worn by all eligible commissioned officers in the rank of Colonel (O-6) and below.

11.3.9. Service uniform (Class B) (males). If worn, duty badges will be miniature in size. The first duty badge will be centered on the lower portion of the wearer's left pocket, between the left and right edges and bottom flap and pocket. The second badge will be worn on the wearer's right in the same relative position as the badge worn on the wearer's left, between the left and right edges and bottom flap and pocket. If authorized, center a third badge 1/2-inch above the name tag. If worn, the missile badge will only be worn on the wearer's left, left pocket, between the left and right edges and bottom flap and pocket. Excellence-in-competition badge is worn centered on top edge of left pocket flap. Command insignia pin is worn on the wearer's right side, centered 1/2-inch above the name tag for current commanders, centered below the name tag between the name tag and the button of the right pocket flap for graduated commanders. If duty badge is worn on the wearer's right side with command insignia pin, center duty badge 1/2-inch above command insignia pin (current commander) or center duty badge 1/2-inch below command insignia pin between the left and right edges and the bottom flap and pocket, for graduated commander. The command insignia pin is mandatory for current commanders on all blue uniforms and may be worn by all eligible commissioned officers in the rank of Colonel (O-6) and below.

11.3.10. Service uniform (Class B) (females). If worn, duty badges will be miniature in size. The first duty badge will be centered on the wearer's right 1/2-inch above the name tag. The second badge will be worn 1/2-inch above the name tag and centered and spaced 1/2-inch apart from the first badge. The third duty badge will be 1/2-inch above and centered on the first two duty badges. If duty badge(s) are worn, the missile or excellence-in-competition badge(s) will only be worn on the wearer's left, 1 1/2-inches below the bottom of ribbons (if worn) and centered. If no duty badge(s) are worn, the missile badge and/or excellence-in-competition badge is worn on the wearer's right, 1/2-inch above name tag. Command insignia pin is worn on the wearer's right side, centered 1/2-inch above the name tag for current commanders or centered 1/2-inch below name tag for graduated commanders. If wearing one duty badge with command insignia pin, (current commanders) center duty badge 1/2-inch above command insignia pin. If two duty badges and the (current) command insignia pin are worn together, place command insignia pin 1/2-inch above name tag and place both duty badges 1/2-inch

above command insignia pin, centered and spaced 1/2-inch apart. If wearing three duty badges with command insignia pin (current commanders), add the third badge 1/2-inch above and centered on the first two duty badges. The command insignia pin is mandatory for current commanders and may be worn by all eligible commissioned officers in the rank of Colonel (O-6) and below.

11.3.11. Service uniform (Class B) (maternity). If worn, duty badges will be miniature in size. The first duty badge will be centered on the wearer's right 1/2-inch above the name tag. The second badge will be worn 1/2-inch above the name tag and centered and spaced 1/2-inch apart from the first badge. The third duty badge will be 1/2-inch above and centered on the first two duty badges. If duty badge(s) are worn, the missile or excellence-in-competition badge(s) will only be worn on the wearer's left, 1 1/2-inches below the bottom of ribbons (if worn) and centered. If no duty badge(s) are worn, the missile badge and/or excellence-in-competition badge is worn on the wearer's right, 1/2-inch above name tag. Command insignia pin is worn on the wearer's right side, centered 1/2-inch above the name tag for current commanders or centered 1/2-inch below name tag for graduated commanders. If wearing one duty badge with command insignia pin, current commanders) center duty badge 1/2-inch above command insignia pin. If two duty badges and the (current) command insignia pin are worn together, place command insignia pin 1/2-inch above name tag and place both duty badges 1/2-inch above command insignia pin, centered and spaced 1/2-inch apart. If wearing three duty badges with command insignia pin (current commanders), add the third badge 1/2-inch above and centered on the first two duty badges. The command insignia pin is mandatory for current commanders on all blue uniforms and may be worn by all eligible commissioned officers in the rank of Colonel (O-6) and below.

11.4. Duty Badges and Special Insignias. Duty badges reflect current and previous positions of assignment (e.g., Presidential Service Badge). The wear of these badges are optional; however, when wearing the current duty badge, follow the issuer's wear instructions. When wearing only previously earned duty badges, wear according to the placement configuration found in this instruction for that uniform combination. When wearing both current and previously awarded duty badges, issuing instructions for the current duty badge take precedence. **Note:** Males may attach duty badges to service uniforms (Class B) with a clear plastic tab holder not visible beyond sides or bottom of insignia.

11.4.1. Presidential Service. The Presidential Service badge or Vice-Presidential Service badge is worn during and after an assignment to White House duty. They are only worn on the right side; no other badges will remove the Presidential and Vice-Presidential badges from the right side of the uniform. OPR is the Military Assistant to the President.

11.4.2. Office of the Secretary of Defense (OSD). The OSD badge is worn during and after assignment to specific duty in the OSD. OPR is OSD (OSD/DCMO).

11.4.3. Joint Chiefs of Staff (JCS). JCS badge is worn during and after assignment to specific duty in the JCS. OPR is Joint Chiefs of Staff, Manpower, and Personnel Directorate (JCS/J1).

11.4.4. Headquarters Air Force (HAF). HAF badge is worn during assignment to the HAF staff or SecAF staff within the National Capital Region. Guardians are authorized wear while in qualifying positions (as determined by applicable DRU/FOA commander) on the HAF or DRU/FOA within the National Capital Region. Permanent wear of the badge is authorized for personnel assigned to a qualifying position for at least 365 consecutive days.

11.4.5. Headquarters Space Force Staff Identification Badge. The Headquarters Space Force Staff Identification Badge was established on 16 November 2020.

11.4.5.1. Eligibility. The badge is authorized to be awarded to Guardians and members of Sister Services, while assigned or directly supporting USSF, within the National Capital Region. Members supporting the Office of the Chief of Space Operations (informally known as the Space Staff) outside of the National Capital Region are not authorized the badge.

11.4.5.1.1. Permanent wear of the badge is authorized for qualified personnel upon completion of 365 consecutive days of assignment and/or direct support.

11.4.5.1.2. USAF regular and reserve component members and sister service personnel are eligible to wear the Headquarters Space Force Staff Identification Badge if they are assigned to or directly support the Space Staff in the National Capital Region. They are eligible for permanent award of the badge once they have served in the position for at least 365 days. Permanent wear is contingent upon approval of members' respective Sister Service or the owning commander.

11.4.5.2. The Headquarters Space Force Staff Identification Badge is optional on the Class B uniform, mandatory on the Class A Service Dress Uniform, and mandatory on the mess dress uniform. Sister-service members should reference their Service's wear instructions. Badges worn will be the same size, regular or large. A regular size duty badge is not worn with a miniature duty badge

Figure 11.3. Headquarters Space Force Staff Identification Badge.



11.4.6. Order of Precedence. The Headquarters Space Force Staff Identification Badge is subordinate to the Presidential Service Badge, Vice-Presidential Service Badge, the Office of the Secretary of Defense Identification Badge, and the Joint Chiefs of Staff Badge. Sister-service staff badges are subordinate to the Space Staff identification badge if worn together. If other badges are worn, it will be in order of precedence. Example: If two staff identification badges are worn, the most senior badge will be on the left, ½ inch below the bottom row of medals. The next badge will be on the wearer's right, ½" below the Lapel Insignia.

11.4.7. Other Badges. Guardians assigned to CCMDs, or other US agencies that are authorized and requested to wear badges to identify them as part of that organization while assigned, may wear the badges during their assignment.

11.4.7.1. Defense Language Instructor badge is only worn while performing assigned duties. Continue to wear while attending PME. OPR is the Defense Language Institute Foreign Language Center.

11.4.8. Unified Command. Unified Command badge is only worn for the duration of assignment to a Combatant Commander's staff. OPR is the Unified CCMD.

11.4.9. Army Military Personnel Center. Army Staff identification badge is only worn while performing duties for the duration of the assignment. OPR is Army Military Personnel Center.

11.4.10. North Atlantic Treaty Organization (NATO). The NATO badge is only worn while performing duties for the duration of the assignment. OPR is NATO.

11.4.11. United Nations (UN). The UN badge is only worn while performing duties for the duration of the assignment. OPR is the UN.

11.4.12. USSF Honor Guard (SF/HG) and USAF Base Honor Guard. Earned USAF HG badge is authorized for permanent wear by Guardians with an 8G000 special duty identifier in their records. Base Honor Guard badges are only worn while performing honor guard duties. OPR is SF/HG.

11.4.13. National Defense University (NDU). NDU badge is only worn while assigned to the NDU faculty or staff. OPR is NDU.

11.4.14. USAF Academy (USAFA). Wear the Permanent Professor USAFA badge during and after assignment to the specific duty. OPR is USAFA.

11.4.15. Inspector General (IG). The IG badge will be worn on the uniform while performing duties in authorized IG billets. Continue to wear while attending PME. The badge may be worn upon retirement IAW [paragraph 14.3](#). OPR is SAF/IG.

11.4.16. Wear of the Command Insignia Pin.

11.4.16.1. Command Insignia Pin. The Command Insignia Pin is mandatory for current commanders and optional for graduated commanders. This pin is authorized to be worn by all eligible commissioned officers in the rank of Colonel (O-6) and below. Wear guidance is outlined within this SPFI for applicable uniform items. OPR is S1P.

11.4.17. National Reconnaissance Office (NRO). The NRO badge is only worn while performing duties for the duration of the assignment. OPR is NRO/S1.

11.4.18. Gold Star Lapel Button. In accordance with Title 10 United States Code Section 1126, *Gold star lapel button: eligibility and distribution*, Guardians issued a gold star lapel button, as described in the Code of Federal Regulation, Title 32, Chapter V, Section 578.63 are authorized to wear the button on all Space Force dress uniform coats, i.e., formal, semi-formal mess and service dress. Center the lapel button below the U.S. insignia on the widest portion of the left lapel of the service coat. If authorized to wear the retired lapel pin in addition to the gold star lapel button center the gold star lapel button as indicated above, then place the retired lapel pin side- by-side with a 1/4-inch space between the two. The retired lapel pin will be placed to the inside of the gold star lapel button. If authorized the gold star lapel button and the next of kin lapel button they will be worn side by side as indicated above, there is no order of precedence between the buttons. Wear button(s) center on left lapel of the mess dress coat and even with top row of medal(s).

11.4.19. Next of Kin Lapel Button. In accordance with Title 10 USC Section 1126, Guardians issued a next of kin lapel button, as described in the Code of Federal Regulation, Title 32, Chapter V, Section 578.63 are authorized to wear the button on all Space Force dress uniform coats, i.e., formal, semi- formal, mess and service dress. Center the lapel button below the U.S. insignia on the widest portion of the left lapel of the service coat. If authorized to wear the retired lapel pin in addition to the next of kin lapel button center the next of kin lapel button as indicated above, then place the retired lapel pin side-by-side with a 1/4-inch space between the two. The retired lapel pin will be placed to the inside of the next of kin lapel button. If authorized the gold star lapel button and the next of kin lapel button they will be worn side by side as indicated above, there is no order of precedence between the buttons. Wear button(s) center on left lapel of the mess dress coat and even with top row of medal(s).

Figure 11.4. Gold Star Lapel Button and Next of Kin Lapel Button.



Figure 11.5. Gold Star Lapel Button on Service and Mess Dress Coat Lapel.



11.5. Occupational, Qualification or Skill Badges. Defined as earned and permanently awarded accoutrements that reflect special skills that a Guardian has demonstrated proficiency or qualification in that complements their primary mission. Wear of Sister services' badges if earned and awarded, is authorized. Temporary badges are not authorized for wear.

11.5.1. Badges of military societies of the US that honor wars, campaigns, or expeditions in which the US was engaged. Badges are only authorized for wear if a Guardian is a participant in the awarding society and only while in attendance of the awarding society functions.

11.5.2. United States Air Force Weapons School (USAFWS) Patch. For specific wear criteria USAFWS patch (graduate or instructor), refer to DAFMAN 11-415, *Weapons and Tactics Programs*, paragraph 6.2..

11.6. Additional Badge Information.

11.6.1. Miniature and regular size occupational badges may not be worn together; A regular size duty badge is not worn with a miniature duty badge **Exception:** Miniature wings may be worn with a regular size occupational badge, or regular size medical badge.

11.6.2. Only highly polished badges are worn. **Exception:** Oxidized/satin finished “Heritage Wings” may be worn.

11.6.3. Duty badges are available in two sizes; regular and miniature.

11.6.4. If authorized, wear only regular sized duty badge(s) on the service dress coat. **Exception:** When a duty badge is only manufactured in one size, wear that size.

11.6.5. If authorized, wear only miniature duty badge(s) on the formal dress coat, mess dress coat and service shirt/blouse. **Exception:** When a duty badge is only manufactured in one size, wear that size. If members wear multiple duty badges, and one or more are only manufactured in one size, members may mix both the miniature and regular sizes.

11.6.6. Badges will not be worn on outer garments e.g., overcoats, sweaters, and jackets.

11.6.7. Order of precedence. The Presidential Service badge has the highest priority of all duty badges. The Vice Presidential Service badge has the second highest priority.

11.6.8. If awarded, the Presidential and/or Vice Presidential Service badge(s), it will be worn in the position of honor, on the wearer’s right side. No other badges will move the Presidential and/or Vice Presidential badges from the right side of the uniform.

11.6.9. On all uniform combinations, males wear the missile badge or excellence-in-competition badge on the wearer’s left side only.

11.6.10. Females have an option to wear the missile badge or excellence-in-competition badge in two locations. If a duty badge is worn, the missile badge or excellence-in-competition badge is worn on the wearer’s left, if no duty badge is worn, the missile badge or excellence-in-competition badge is worn on the wearer’s right.

11.6.11. All badges are optional unless mandated for wear in this instruction.

11.7. Establishing a New Occupational Badge, Patch, or Tab.

11.7.1. Criteria for authority to wear existing badges is determined by the issuing functional communities.

11.7.2. Modifications to existing functional badges/patches (Mission Tabs and First Sergeant Tab) and/or creation of new functional badges/patches are submitted by the functional communities. Modifications to existing, and creation of new badges/patches must be coordinated with the Space Force Military Force Management Directorate (SF/S1P).

11.7.3. To propose creation of a new occupational badge, duty badge, or graduate patch reference [paragraph 5.1.6.3.5](#).

11.7.3.1. The functional community must submit preliminary design to the Institute of Heraldry for review of the proposed design to ensure 1) there is no encroachment on existing designs, 2) conformity with textile or metal manufacturing standards, and 3) develop a cost estimate. The Institute of Heraldry will not provide final design or manufacturing drawings until the insignia concept is approved.

11.7.3.2. After the Institute of Heraldry provides their preliminary review/comments on the proposed design, the responsible functional community prepares a staff summary sheet and coordinates the package with other functional communities who will be authorized to wear the new badge, or patch.

11.7.3.3. Staff package is then coordinated through SF/S1P, SF/S1, CMSSF, and the Assistant Secretary of the Air Force for Manpower and Reserve Affairs (SAF/MR), prior to approval by the CSO.

11.7.3.4. Upon approval, the staff package will be returned to the functional organization requesting the new badge or patch and a copy will be sent to the Institute of Heraldry who will begin the development process.

11.7.4. Funding.

11.7.4.1. The development cost of the new badge, patch or tab will be funded by the organization requesting the applicable item.

11.7.4.2. HQSF will fund SecAF and CSO directed badge, patch, or tab development and changes.

11.7.4.3. Functional communities proposing a new occupational badge, duty badge, or graduate patch, or changes to their existing badge or patch will fund all costs associated with proposed design and development. Organizations will submit a DD Form 448, *Military Interdepartmental Purchase Request*, to the Institute of Heraldry for the amount required for initial development.

11.8. Mission Area Identifier Tabs.

11.8.1. Existing duty identifier patches/tabs will be re-validated as mission areas are added or modified.

11.8.2. Wear guidance is outlined in [paragraph 5.1.6.6](#).

Chapter 12

AWARDS, DECORATIONS, AND BADGES

12.1. Wear Instructions. Decorations and service medals and ribbons order of precedence are displayed online at: <https://www.afpc.af.mil/Career-Management/Decorations-and-Ribbons/>.

12.1.1. Wear regular or miniature size medals and ribbons, except for the Medal of Honor (neck decoration). Do not mix sizes. Do not wear medals and ribbons on outer garments (see [Chapter 7](#)). Only approved authorized awards and devices may be worn when wearing medals and ribbons.

12.1.2. The lapel of the service coat may cover a portion of the ribbons. [Figure A3.1](#) shows examples of arrangement of ribbons when the lapel of the service dress coat does and does not cover portions of ribbons, other variations are authorized as needed.

12.2. Foreign Decorations. Foreign decorations are those proffered by foreign governments such as ribbons, medal devices, badges, sashes, or neck-type decorations. DAFMAN 36-2806, specifies how to accept foreign decorations, the authority required for award acceptance by Space Force members, and some wear instructions. Upon approval, foreign decoration wear criteria depend on the type of device the decoration represents. **Note:** Only those foreign awards, decorations, and badges earned during officially directed unit operations, or missions, or training exercises are authorized for wear. FLDCOM/CC approval is required for wear of foreign occupational badges.

12.2.1. Wear sash, sunburst, or neck-type foreign decorations with the formal dress uniform only, according to the customs of the awarding nation. Wear only one type at a time.

12.2.2. Wear medals and ribbons on the semi-formal and service uniforms (Class A and Class B) when they are the same size as Air Force medals and ribbons.

12.2.3. Do not wear foreign decorations unless wearing other US military decorations and service medals.

12.2.4. When authorized more than one foreign decoration, wear them in the order earned.

12.2.5. If authorized more than one foreign decoration from the same country, wear them in the order the country prescribes.

12.2.6. On special occasions and as a matter of courtesy to a given country, Guardians may wear the decorations of that country ahead of all other foreign decorations.

12.2.7. Foreign Service and Unit Awards. Refer to DAFMAN 36-2806, Attachment 11, for authorized foreign service and unit awards. Members who meet the eligibility for these awards are authorized to wear the applicable medal or ribbon, as long as comparable in size to the Department of the Air Force medals and ribbons.

12.3. Sister-Service Military Awards.

12.3.1. Wear other military service department awards not included in the order of precedence, as the awarding Service prescribes.

12.3.2. Department of the Air Force awards take precedence over equal awards from other Services.

12.3.3. Refer to [paragraph 12.1](#) for wear of medals and ribbons for campaigns, expeditionary, and service awards based on the order of precedence.

12.3.4. The Army Valorous Unit Award and Meritorious Unit Commendation are larger in size to DAF ribbons. Guardians authorized to wear any of these awards must purchase replica of the Army ribbons that are the same size as the DAF ribbons.

12.4. U.S. Non-Military Decorations and Service Awards .

12.4.1. U.S. non-military personal decorations (excluding those intended to recognize valor) may be worn on the Space Force uniform, provided that at least one Space Force award is also worn. **(T-0)**

12.4.1.1. Refer to [Table A3.1. Ribbons Order of Precedence](#) for order of precedence.

12.4.1.2. When two or more decorations from the same U.S. non-military organization are worn, the order will be in accordance with the precedence established by the awarding organization, regardless of the date of acceptance. **(T-0)**

12.4.2. Guardians are not authorized to wear any U.S. non-Military service award specifically intended to recognize participation in campaigns, expeditions, or fulfillment of specific service requirements. **(T-0)**

12.4.3. Service members on Federal active-duty status may not wear decorations or service medals issued by any of the 50 States or any other territorial, local, or municipal government or entity within the United States. **(T-0)**

12.5. Wear of Awards and Decorations by Retirees and Honorably Discharged Veterans. Retired and honorably discharged Space Force members may wear full-size or miniature medals on civilian suits or equivalent on the appropriate occasions such as Memorial Day and Armed Forces Day. See paragraphs [13.1](#) and [13.3](#).

12.6. Description of Medals and Ribbons.

12.6.1. Miniature medals are approximately 1/2 the size of regular medals. **Note:** The Medal of Honor is always regular size. Regular-size ribbons are 1 3/8 x 3/8-inches and miniature ribbons are 11/16 x 3/8-inches.

12.6.2. Affix ribbons to the uniform using a detachable, metal, or plastic clip device. Ribbons worn must be clean and unfrayed. Ribbons will not have a visible protective coating. There is no space between the rows of ribbons.

12.7. Devices on Medals and Ribbons. Wear a maximum of four devices on each ribbon.

12.7.1. Wear regular devices on regular medals and regular ribbons. Wear miniature devices on miniature medals and miniature ribbons. Wear all the same size devices.

12.7.2. Replace the bronze device with a silver device after receipt of the fifth bronze device.

12.7.3. Place silver devices to the wearer's right of bronze devices.

12.7.4. Place clusters horizontally and tilt slightly downward to the wearer's right to allow maximum number of clusters and other devices on the ribbon. Tilt all or none.

12.7.5. On medals, place clusters vertically with silver clusters and stars above similar bronze devices.

12.7.6. If all authorized devices do not fit on a single ribbon, wear a second ribbon. Wear a minimum of three devices on the first ribbon before wearing a second ribbon. When wearing the second ribbon, place after the initial ribbon (on wearer's left). Both ribbons count for one award. If future awards reduce devices to a single ribbon, remove the second ribbon.

12.7.7. Methods of affixing devices on medals and ribbons.

12.7.7.1. A separate device. When affixing separate devices to a ribbon, center device, and space equally.

12.7.7.2. Single-constructed devices (two or more devices manufactured together). If using single-constructed device on one ribbon, use same size device on all ribbons. Separate devices if the combination of devices authorized is not available as a single-constructed device. In this event, place the device close to one another so they give the appearance of a single-constructed device as long as the devices are the same, i.e., bronze cluster and silver cluster.

12.7.7.3. Wear only separate devices on medals. Wear maximum of four unless wearing more prevents adding a second medal. Place silver clusters, stars, etc., above similar bronze devices.

12.7.7.4. Wear ribbons awarded by other Services with appropriate devices that Service authorized.

12.7.8. Types of devices. Reference DAFMAN, 36-2806, *Military Awards: Criteria and Procedures*, Attachment 6.

12.7.9. Multiple "V", "C", and then "R" Devices. Center multiple devices on the ribbon in order of precedence ("V", "C", and then "R") from the wearer's right of oak leaf clusters.

12.8. Placement of Medals on Civilian Dress Coat or Jacket.

12.8.1. Civilian Evening Dress Coat/Jacket. Wear miniature medals parallel to the ground on wearer's left side of coat or jacket and align the top of the suspension medal of the top row with (not above) the top of the pocket.

12.8.2. Civilian Black Tie. Wear miniature medals parallel to the ground on wearer's left side of coat or jacket and center the holding bar of the bottom row of medals immediately above the pocket.

12.8.3. Wear of miniature medals is designed for a mounting bar.

12.8.4. Do not wear pocket-handkerchief, when wearing medals above the left pocket.

12.8.5. The Medal of Honor is worn in regular size only, from the neckband ribbon.

12.8.5.1. Place the ribbon around the neck outside the shirt collar and inside the coat or jacket collar.

12.8.5.2. Wear authorized foreign neck decorations beneath the Medal of Honor.

Chapter 13

RETIRED AND SEPARATED PERSONNEL

13.1. Retired Personnel.

13.1.1. Retirees may wear the authorized uniform prescribed at the date of member's retirement or any of the uniforms authorized for current Space Force personnel, including the dress uniforms. Uniforms must be worn in accordance with this instruction.

13.1.2. Retirees who had an assignment prior to retirement that included command at squadron or delta level are authorized to wear the Command insignia pin on the left lapel.

13.1.3. Retirees may wear the retired lapel pin on civilian and/or military attire. The retired lapel pin is placed on the left lapel. If member is authorized to wear the Command insignia pin, it is placed on the left lapel of civilian attire, below the retired lapel pin.

13.1.4. May wear full-size or miniature medals on civilian suits or equivalent dresses.

13.1.5. May wear the uniform in the course of travel to and at military funerals, weddings, memorial services, and inaugurations.

13.1.6. May wear the uniform in the course of travel to and at patriotic parades on national holidays, other military parades, or ceremonies in which any active or Reserve US Military unit is taking part.

13.1.7. Retired officers may wear the uniform at educational institutions when engaged in giving military instructions or responsible for military discipline.

13.1.8. Retired officers may wear the uniform at social or other functions when the invitation has been influenced by the member's active military service.

13.1.9. May not wear the uniform for any forums, events, or gatherings prohibited by this instruction or that would bring discredit upon the USSF.

13.2. Medal of Honor Recipients. May wear the uniform at any time [Chapter 1](#) does not prohibit wear.

13.3. Separated Space Force Personnel.

13.3.1. Space Force personnel who served honorably during a declared or undeclared war may wear the authorized uniform prescribed at the date of member's discharge or any of the uniforms authorized for current active duty personnel, including the dress uniforms, in the highest grade held during such war service. Uniforms must be worn in accordance with this instruction.

13.3.1.1. May wear full-size or miniature medals on civilian suits or equivalent dresses.

13.3.1.2. May wear the uniform at military funerals, memorial services, weddings, and inaugurations.

13.3.1.3. May wear the uniform at patriotic parades on national holidays, other military parades, or ceremonies in which any active or Reserve US Military unit is taking part.

13.3.1.4. May wear the uniform on any occasion recognized by the Secretary of Defense in DoDI 1334.01, *Wearing of the Uniform* or when authorized by law.

13.3.2. Space Force personnel who are discharged honorably or under honorable conditions may wear the authorized uniform from place of discharge to home, within three months after discharge. The member will wear the highest rank authorized on date of separation.

13.3.2.1. Installation Commanders may authorize separatees to use military clothing sales stores (MCSS) to purchase uniforms and accessories required for special occasion such as military funerals, parades, or other ceremonies.

13.3.2.2. Separatees may purchase only the service dress, semi-formal, or mess dress uniforms and accessories.

13.3.2.3. Separatees may not purchase items commonly available from Military Clothing Sales Stores (MCSS). MCSS establishes adequate controls over quantities of uniform items each separatee purchases.

13.3.2.4. Commanders ensure separatees present proof of honorable discharge or under honorable conditions and know current uniform and grooming standards.

13.3.2.5. Separated Guardians may not wear the uniform for any forums, events, or gatherings prohibited by this instruction or that would bring discredit upon the USSF.

Chapter 14

UNIFORM POLICY CHANGES

14.1. Supplements. FLDCOMs may supplement this publication. Organizations not reporting to a FLDCOM may supplement this publication. DAFMAN 90-161 outlines guidance supplementation to this publication.

14.2. Space Force Uniform Board (SFUB). Uniform Change Requests (UCRs) will be submitted through the Guardians and Airmen Innovation Network (GAIN). Submissions that are recommended for the SFUB consideration will be reviewed by the SFUB which consists of: SF/S1, CMSSF, and representatives from each Space Staff Directorate and each FLDCOM. Board recommendations are submitted to the CSO for decision and approved changes incorporated into policy.

14.2.1. The SFUB Process.

14.2.1.1. UCRs for individual uniform board proposals are submitted separately via the GAIN platform.

14.2.1.2. Each UCR may only have one uniform proposal. Every proposed change or new item element must be its own individual UCR.

14.2.1.3. Duplicate or similar UCRs will be consolidated for the same Uniform Board session.

14.2.1.4. The Space Force Uniform Policy Office (SF/S1PP) will determine eligibility of all UCRs and eliminate duplications.

14.2.1.5. SF/S1PP will forward UCRs for review by advisors for feasibility to support determinations. The advisors include Defense Logistics Agency-Troop Support, Army Air Force Exchange Service (AAFES), Air Force Uniform Office, and the Air Force Materiel Support Division.

14.2.1.6. UCRs and advisor comments are provided to SFUB for evaluation and recommendation to the CSO.

14.2.2. UCRs received after SFUB board cut-off dates are held for consideration by subsequent SFUBs.

14.2.3. UCRs are considered holistically from the Service perspective.

14.2.4. Submitters do not retain ownership rights for UCRs.

14.2.5. General responsibilities and authorities:

14.2.5.1. SF/S1 administers the dress and appearance process through the SFUB, chairs the SFUB, and establishes military dress and appearance policies, and uniform clothing allowances.

14.2.5.1.1. Notifies AFMC/A4/10 of recommendations approved by the CSO that require follow-up.

14.2.5.1.2. Coordinates with the Institute of Heraldry to design and develop badges and insignia, as required.

14.3. Out-of-Cycle Request. Out-of-cycle requests are requests received from FLDCOM Commanders and 2-Letter Space Staff/Secretariat Principals. Requests are submitted via an electronic Staff Summary Sheet to the SF/S1PP Workflow Box, HQSF.S1P.DressandAppearance@us.af.mil for processing. Changes will be reviewed by the SF/S1 or CSO for consideration. Approved changes will be promulgated via revised policy guidance.

14.4. Functional Clothing Items. Changes impacting Space Force uniforms by either removing or replacing a uniform item with a functional clothing item will be coordinated through SF/S1 prior to approval.

14.5. Exception to Policy. All exception to policy requests will be submitted through applicable FLDCOM chain of command for recommendations prior to submission to the SF/S1PP Workflow Box HQSF.S1P.DressandAppearance@us.af.mil for processing.

14.6. Test Uniforms. Guardians wear test uniform items as part of an SF/S1 or Space Force Life Cycle Management Center authorized test program. Individuals, units, groups, wings, etc. are not authorized to initiate test programs for uniform items. Unless otherwise directed, Guardians may wear approved test uniform items provided for Space Force use after the test period. SF/S1 determines which individuals, units, or commands will test new uniform items.

GWENDOLYN R. DEFILIPPI
Acting Assistant Secretary
(Manpower and Reserve Affairs)

Attachment 1**GLOSSARY OF REFERENCES AND SUPPORTING INFORMATION*****References***

Title 10 USC Section 772, *When wearing by persons not on active duty authorized.*

Wearing of Insignia of Higher Grade Before Promotion (Frocking): Authority; Restrictions

Title 10 USC Section 1126, *Gold star lapel button: eligibility and distribution*

DoDI 1300.17, *Religious Liberty in the Military Services*, 01 September 2020

DoDI 1334.01, *Wearing of the Uniform*, 13 July 2021

DoDI 5400.11, *DoD Privacy and Civil Liberties Programs*, 29 January 2019

DAFPD 36-29, *Military Standards*, 24 January 2023

DAFI 36-3012, *Military Entitlements*, 06 April 2023

DAFI 36-2501, *Officer Promotions and Selective Continuation*, 08 October 2024

DAFMAN 90-161, *Publishing Processes and Procedures*, 18 October 2023

DAFI 23-101, DAFGM 2023-02, *Materiel Management*, 14 August 2023

SPFI 36-2502, *Enlisted Guardian Promotion and Demotion Programs*, 26 September 2024

SPFI 84-105, *Organizational Lineage, Honors and Heraldry*, 12 February 2025

AFI 33-322, *Records Management and Information Governance Program*, 23 March 2020

AFI 34-1201, *Protocol*, 18 August 2020

AFI 38-101, *Manpower and Organization*, 29 August 2019

AFI 48-133, *Duty Limiting Conditions*, 07 August 2020

DAFMAN 11-415, *Weapons and Tactics Programs*, 01 August 2023

DAFMAN 36-2806, *Military Awards: Criteria and Procedures*, 27 October 2022

SFDD-1, *The Space Force*, 03 April 2025

Adopted Forms

DD Form 448, *Military Interdepartmental Purchase Request*

DD Form 2870, *Authorization for Disclosure of Medical or Dental Information*

DAF Form 847, *Recommendation for Change of Publication*

DAF Form 4428, *Tattoo/Brand/Body Marking Screening/Verification*

Acronyms and Abbreviations

AAFES—Army and Air Force Exchange Services

AFI—Air Force Instruction

AFMC—Air Force Material Command
AFPC—Air Force Personnel Center
DAFPD—Department of the Air Force Policy Directive
AFSC—Air Force Specialty Code
APECS—All-Purpose Environmental Clothing System
BMT—Basic Military Training
CC—Commander
CCMD—Combatant Command
CMSSF—Chief Master Sergeant of the Space Force
CONUS—Continental United States
CSO—Chief of Space Operations
CWAS—Cold Weather Aviation System
DAFI—Department of the Air Force Instruction
DEERS—Defense Enrollment Eligibility Reporting System
DoD—Department of Defense
DoDI—Department of Defense Instruction
DRU—Direct Reporting Unit
ECWCS—Extended Cold Weather Clothing System
ETP—Exception to Policy
FLDCOM—Field Command
FOA—Field Operating Agency
GAIN—Guardians and Airmen Innovation Network
HAF—Headquarters Air Force
HHQ—Higher Headquarters
IAW—In Accordance With
JCS—Joint Chiefs of Staff
MILPDS—Military Personnel Data System
MCSS—Military Clothing Sales Store
MPF—Military Personnel Flight
MTP—Medical Treatment Plan
NATO—North Atlantic Treaty Organization
OCONUS—Outside the Continental United States

OCP—Operational Camouflage Pattern
OPR—Office of Primary Responsibility
OSD—Office of the Secretary of Defense
OSHA—Occupational Safety and Health Administration
OTS—Officer Training School
PME—Professional Military Education
PTG—Physical Training Gear
RCS/CC—Recruiting Squadron Commander
RLE—Real Life Experience
ROTC—Reserve Officer Training Corps
SCCC—Service Central Coordination Cell
SecAF—Secretary of the Air Force
SFUB—Space Force Uniform Board
SNCO—Senior Non-Commissioned Officer
SPFI—Space Force Instruction
UCMJ—Uniform Code of Military Justice
UCR—Uniform Change Request
UN—United Nations
US—United States
USAF—United States Air Force
USAFA—United States Air Force Academy
USC—United States Code
USSF—United States Space Force

Office Symbols

AETC/RS—Air Force Recruiting Service
AF/JA—Judge Advocate General
JCS/J1—Joint Chiefs of Staff, Manpower, and Personnel Directorate
OSD—Office of the Secretary of Defense
OSD/DCMO—Office of the Secretary of Defense Deputy Chief Management Officer
SAF/IG—Inspector General
SAF/MR—Assistant Secretary of the Air Force for Manpower and Reserve Affairs
SF/HG—USAF Honor Guard

SF/S1—Deputy Chief of Space Operations for Personnel

SF/S1D—Force Development Directorate

SF/S1P—Military Policy and Management Directorate

SF/S1PA—Military Compensation Division

SF/S1PP—Military Force Management Division

SF/S1PT—Military Accessions and Recruiting

Terms

Accouterments—Medals, ribbons, insignia, badges, US insignia, tie tack or clasp, belt buckle and cuff, links, emblems, tags, scarves, gloves, and so forth, authorized for wear on or with any uniforms.

Badge—An accoutrement or award earned by an individual for attaining a special skill or proficiency e.g., occupational badges.

Conservative—Conventional, traditional, and moderate in style and appearance; not extreme, excessive, faddish, or intense

Cosmetics—A product applied to the face for the purposes of altering appearances (ex. foundation, concealer, lipstick, blush, mascara, eye liner, etc.)

Duty Badge—Accoutrement that reflects current or previous positions of assignment.

Graduate Patch—Patch awarded for completion of highly prestigious, competitively-selected course, resulting in a subject matter expertise or enhanced knowledge, skills, or abilities above that of peers.

Insignia—Accoutrement that reflects a distinguishing mark for an individual service member, e.g., rank, commander's pin etc.

Medically Necessary—Those health-care services or supplies necessary to prevent, diagnose, or treat an illness, injury, condition, disease, or its symptoms, and that meet accepted standards of medicine.

Military Creases—Either ironed or sewn; three distinct vertical creases on the back of the shirt and two on the front, one on either side of the buttons.

Outer Garments—Clothing worn over other garments for protection, warmth, or camouflage, typically during field operations or in specific weather conditions.

Patch—A PVC or textile depiction of an emblem or design that can be affixed to a uniform.

Regalia—Traditional or sacred clothing, accessories and artifacts having religious significance.

Short Term Tour/Short-Tour—A tour that does not authorize an accompanied tour or both the accompanied tour is 24 months, and the unaccompanied tour is less than 18 months.

Smart Watch—A wearable device that closely resembles a wristwatch and provides wearer additional functionality such as fitness tracking and step counting.

Attachment 2**PAST, PRESENT AND FUTURE PHASEOUT DATES FOR UNIFORM ITEMS****Table A2.1. Past, Present and Future Phaseout Dates for Uniform Items.**

USAF Physical Training Gear (PTG)	1 February 2026
-----------------------------------	-----------------

Attachment 3

RIBBON ARRANGEMENT, DEVICES, AND ORDER OF PRECEDENCE

Figure A3.1. Arrangement of Ribbons (Other arrangements authorized as needed).




Figure A3.2. Example of “V”, “C” and “R” Devices Color and Wreath Design Denotes Multiple Occurrences of Award.

- 1ST AWARD - BRONZE V, C, R ONLY
- 2ND AWARD – SILVER V, C, R ONLY
- 3RD AWARD - GOLD V, C, R ONLY
- 4TH AWARD – BRONZE WITH WREATH
- 5TH AWARD – SILVER WITH WREATH
- 6TH AWARD – GOLD WITH WREATH
















































Figure A3.3. Placement of Devices on Medals and Ribbons.


























Table A3.1. Ribbons Order of Precedence.

ORDER OF PRECEDENCE OF AWARDS AND DECORATIONS		
 Medal of Honor	 Air Force Cross	 Distinguished Service Cross (Army)
 Navy Cross	 Coast Guard Cross	 Defense Distinguished Service Medal
 Distinguished Service Medal(see Note: 1)	 Silver Star	 Defense Superior Service Medal
 Legion of Merit	 Distinguished Flying Cross	 Airman's Medal
 Soldier's Medal	 Navy-Marine Corps Medal	 Coast Guard Medal
 Bronze Star Medal	 Purple Heart	 Defense Meritorious Service Medal
 Meritorious Service Medal	 Air Medal	 Aerial Achievement Medal
 Joint Service Commendation Medal	 Air and Space Commendation Medal	 Army Commendation Medal
 Navy Commendation Medal	 Coast Guard Commendation Medal	 Joint Service Achievement Medal
 Air and Space Achievement Medal	 Army Achievement Medal	 Navy Achievement Medal

 Combat Action Medal	 Distinguished/Presidential Unit Citation	 Navy Presidential Unit Citation
 Joint Meritorious Unit Award	 Gallant Unit Citation	 Army Valorous Unit Award
 Meritorious Unit Award	 Air and Space Outstanding Unit Award	 Air and Space Organizational Excellence Award
 Prisoner of War Medal	 Navy Unit Commendation	 Coast Guard Unit Commendation
 Army Meritorious Unit Commendation	 Navy Meritorious Unit Commendation	 Coast Guard Meritorious Unit Commendation
 Navy "E" Ribbon	United States Nonmilitary Decorations (see Note: 2)	 Combat Readiness Medal
 Space Force Good Conduct Medal	 Air Force Good Conduct Medal	 Army Good Conduct Medal
 Navy Good Conduct Medal	 Marine Corps Good Conduct Medal	 Coast Guard Good Conduct Medal
 Air Reserve Forces Meritorious Service Medal	 Army Reserve Component Achievement Medal	 Naval Reserve Meritorious Service Medal
 Selected Marine Corps Reserve Medal	 Coast Guard Reserve Good Conduct Medal	 Outstanding Airman of the Year Ribbon

 Air and Space Recognition Ribbon	 China Service Medal	 American Defense Service Medal
 Women's Army Corps Service Medal	World War II Theater Campaign Medal(see Note: 3)  American Campaign Medal	World War II Theater Campaign Medal(see Note: 3)  European-African-Middle Eastern Campaign Medal
World War II Theater Campaign Medal(see Note: 3)  Asiatic-Pacific Campaign Medal	 World War II Victory Medal	 Army Occupational Medal(see Note: 4)
 Medal for Humane Action	 National Defense Service Medal	 Korean Service Medal
 Antarctica Service Medal	 Armed Forces Expeditionary Medal	 Vietnam Service Medal
 Southwest Asia Service Medal	 Kosovo Campaign Medal	 Afghanistan Campaign Medal
 Iraq Campaign Medal	 Inherent Resolve Campaign Medal	 Global War on Terrorism Expeditionary Medal
 Global War on Terrorism Service Medal	 Korean Defense Service Medal	 Armed Forces Service Medal
 Humanitarian Service Medal	 Military Outstanding Volunteer Service Medal	 Remote Combat Effects Campaign Medal

 Air and Space Campaign Medal	 Nuclear Deterrence Operations Service Medal	 Air and Space Overseas Ribbon – Short Tour
 Air and Space Overseas Ribbon – Long Tour	 Army Overseas Service Ribbon	 Air and Space Expeditionary Service Ribbon
 Sea Service Deployment Ribbon	 Coast Guard Special Operations Service Ribbon	 Coast Guard Sea Service Ribbon
 Air and Space Longevity Service Award	 Developmental Special Duty Ribbon	 Air Force Basic Military Training Instructor Ribbon
 Air Force Recruiter Ribbon	 Armed Forces Reserve Medal	 USAF NCO PME Graduate Ribbon
 Army NCO Professional Development Ribbon	 Basic Military Training Honor Graduate Ribbon	 Coast Guard Reserve Honor Graduate Ribbon
 Small Arms Expert Marksmanship Ribbon	 Navy Rifle Marksmanship Ribbon	 Navy Pistol Marksmanship Ribbon
 Coast Guard Rifle Marksmanship Ribbon	 Coast Guard Pistol Marksmanship Ribbon	 Air and Space Training Ribbon
 Army Service Ribbon	 Philippine Defense Ribbon	 Philippine Liberation Medal
 Philippine Independence Medal	 Merchant Marine Combat Bar	 Merchant Marine War Zone(see Note: 4)
		 Merchant Marine Atlantic War Zone

<p>Merchant Marine War Zone(see Note: 4)</p>  <p>Merchant Marine Mediterranean-Middle East War Zone</p>	<p>Merchant Marine War Zone(see Note: 4)</p>  <p>Merchant Marine Pacific War Zone</p>	<p>Foreign Decorations</p>
 <p>Philippine Presidential Unit Citation</p>	 <p>Republic of Korea Presidential Unit Citation</p>	<p>Other Foreign Unit Citations</p>  <p>Vietnam Gallantry Cross</p>
<p>Other Foreign Unit Citations</p>  <p>Vietnam Presidential Unit Citation</p>	<p>Other Foreign Unit Citations</p>  <p>Vietnam Wound Medal</p>	<p>Other Foreign Unit Citations</p>  <p>RVN Armed Forces Honor Medal</p>
<p>Other Foreign Unit Citations</p>  <p>Vietnam Gallantry Cross Unit Citation</p>	<p>Other Foreign Unit Citations</p>  <p>Vietnam Civil Actions Unit Citations</p>	 <p>United Nations Service Medal</p>
 <p>United Nations Medal</p>	 <p>NATO Meritorious Service Medal</p>	 <p>NATO Medal for Yugoslavia</p>
 <p>NATO Medal for Kosovo</p>	 <p>Article 5 NATO Medal – Eagle Assist</p>	 <p>Article 5 NATO Medal – Active Endeavour</p>
 <p>Non Article 5 NATO Medal – Balkans</p>	 <p>Non Article 5 NATO Medal – International Security Assistance Force</p>	<p>Multilateral Organization Award (see Note: 4)</p>  <p>Multinational Force & Observers Medal</p>
<p>Multilateral Organization Award(see Note: 4)</p>  <p>Inter-American Defense Board Medal</p>	 <p>Republic of Vietnam Campaign Medal</p>	 <p>Kuwait Liberation Medal Kingdom of Saudi Arabia</p>
 <p>Kuwait Liberation Medal Government of Kuwait</p>	 <p>Republic of Korea War Service Ribbon</p>	<p>Foreign Service Medals(see Note: 4 and Note: 5)</p>

Notes:

1. Wear the Air Force Distinguished Service Medal (DSM) ahead of a Distinguished Service Medal awarded by the Army, Navy, and Coast Guard.
2. United States Nonmilitary Decorations (Gold and Silver Lifesaving Medals, NASA Distinguished Service Medal, Public Health Service Decorations, etc.). If members wear more than one, arrange in order of acceptance. For two or more decorations from the same agency, refer to the agency for order of precedence.
 - Do not wear these decorations unless Guardians wear US military decorations and service medals.
 - Ribbons must be the same size as Air/Space Force ribbons.
 - Wear only those decorations and ribbons awarded by federal agencies and earned while in military service.
3. If authorized more than one, wear decorations in the order received.
4. Wear in order received. Ensure ribbons are same size as DAF ribbons.
5. Must meet conditions outlined in this publication.